


















CIF - Southern Section Cross Country Championships

Mt SAC - Hilmer Lodge Stadium

Race 6 - Girls DIV 5 - 3 Mile

11/22/2025 - 9:25am


Team Results

| Place | Team | Score | Team Time | Runner Avg | Avg Mile | 5 Man Gap | Finish Order | Scoring Order |
|-------|--|-------|-----------|------------|----------|-----------|------------------------|-----------------------|
| 1 |  Viewpoint (SS) | 125 | Q 1:38:19 | 19:40 | 6:34 | 1:12 | 25-27-28-42-55-108 | 15-17-18-31-44-97 |
| 2 |  St. Margaret's Episcopal (SS) | 135 | Q 1:37:52 | 19:35 | 6:32 | 1:41 | 10-12-48-51-54-72-86 | 7-8-37-40-43-61-75 |
| 3 |  Woodcrest Christian (SS) | 136 | Q 1:38:25 | 19:41 | 6:34 | 2:47 | 6-26-41-43-66-67-89 | 3-16-30-32-55-56-78 |
| 4 |  Desert Christian - Lancaster (SS) | 168 | Q 1:40:27 | 20:06 | 6:42 | 2:09 | 23-24-32-68-73-77-115 | 13-14-22-57-62-66-104 |
| 5 |  Cantwell-Sacred Heart (SS) | 203 | Q 1:41:13 | 20:15 | 6:45 | 4:33 | 7-44-47-49-103-119 | 4-33-36-38-92-108 |
| 6 |  Ontario Christian (SS) | 204 | Q 1:42:02 | 20:25 | 6:49 | 2:17 | 18-39-63-65-71-88-101 | 10-28-52-54-60-77-90 |
| 7 |  Thacher (SS) | 207 | 1:41:24 | 20:17 | 6:46 | 4:02 | 8-36-56-59-95-102 | 5-25-45-48-84-91 |
| 8 |  Pacifica Christian - Orange County | 223 | 1:42:20 | 20:28 | 6:50 | 4:24 | 3-34-62-74-96-100-113 | 1-23-51-63-85-89-102 |
| 9 |  St. Lucy's (SS) | 227 | 1:42:54 | 20:35 | 6:52 | 2:48 | 22-30-57-84-87-92-104 | 12-20-46-73-76-81-93 |
| 10 |  Hawthorne MSA (SS) | 232 | 1:42:55 | 20:35 | 6:52 | 2:22 | 37-46-53-60-91-99-106 | 26-35-42-49-80-88-95 |
| 11 |  Cate (SS) | 233 | 1:42:41 | 20:33 | 6:51 | 4:07 | 9-35-45-93-98-111-117 | 6-24-34-82-87-100-106 |
| 12 |  Linfield Christian (SS) | 234 | 1:43:08 | 20:38 | 6:53 | 2:07 | 29-52-58-70-79-81-116 | 19-41-47-59-68-70-105 |
| 13 |  Carpinteria (SS) | 245 | 1:43:31 | 20:43 | 6:55 | 3:20 | 13-50-64-76-90-107-110 | 9-39-53-65-79-96-99 |
| 14 |  Arrowhead Christian (SS) | 254 | 1:43:40 | 20:44 | 6:55 | 3:37 | 5-61-75-78-82-112-114 | 2-50-64-67-71-101-103 |
| 15 |  Chadwick (SS) | 263 | 1:44:38 | 20:56 | 6:59 | 2:15 | 31-38-80-83-85-97-118 | 21-27-69-72-74-86-107 |
| 16 |  International School of LA (SS) | 275 | 1:45:25 | 21:05 | 7:02 | 4:05 | 20-40-69-94-105-109 | 11-29-58-83-94-98 |
| DNP |  Campbell Hall (SS) | | 17:44 | 17:44 | 5:55 | | 1 | 1 Runner |

Race 6 - Girls DIV 5 - 3 Mile

11/22/2025 - 9:25am

Team Results

| Place | Team | Score | Team Time | Runner Avg | Avg Mile | 5 Man Gap | Finish Order | Scoring Order |
|-------|---|-------|-----------|------------|----------|-----------|--------------|---------------|
| DNP |  Pacifica Christian - SanMon(SS) | | 17:58 | 17:58 | 6:00 | | 2 | 1 Runner |
| DNP |  Lucerne Valley (SS) | | 18:03 | 18:03 | 6:01 | | 4 | 1 Runner |
| DNP |  Brentwood (SS) | | 18:42 | 18:42 | 6:14 | | 11 | 1 Runner |
| DNP |  Providence - Burbank (SS) | | 18:47 | 18:47 | 6:16 | | 14 | 1 Runner |
| DNP |  Academy for Academic Excellence | | 18:50 | 18:50 | 6:17 | | 15 | 1 Runner |
| DNP |  Notre Dame - Riverside (SS) | | 18:50 | 18:50 | 6:17 | | 16 | 1 Runner |
| DNP |  Flintridge Prep (SS) | | 18:54 | 18:54 | 6:18 | | 17 | 1 Runner |
| DNP |  Polytechnic - Pasadena (SS) | | 19:00 | 19:00 | 6:20 | | 19 | 1 Runner |
| DNP |  Pomona Catholic (SS) | | 19:04 | 19:04 | 6:22 | | 21 | 1 Runner |
| DNP |  Samueli Academy (SS) | | 19:37 | 19:37 | 6:33 | | 33 | 1 Runner |

Race 6 - Girls DIV 5 - 3 Mile

11/22/2025 - 9:25am

Individual Results

| Place | Name | Grade | Team | Time | Points |
|-------|----------------------|-------|------------------------------------|---------|--------|
| 1 | Sofia Joh | 9 | Campbell Hall (SS) | 17:43.7 | I |
| 2 | Anna Kim | 9 | Pacifica Christian - SanMon(SS) | 17:57.7 | I |
| 3 | Lila Glidewell | 12 | Pacifica Christian - Orange County | 17:58.5 | 1 I |
| 4 | Ayana Jaimez-Solorio | 9 | Lucerne Valley (SS) | 18:02.2 | I |
| 5 | Leah Slagter | 10 | Arrowhead Christian (SS) | 18:07.1 | 2 I |
| 6 | Sarah Kim | 12 | Woodcrest Christian (SS) | 18:16.5 | 3 T |
| 7 | Capreese Magcalas | 11 | Cantwell-Sacred Heart (SS) | 18:17.1 | 4 T |
| 8 | Chloe Hamilton | 12 | Thacher (SS) | 18:18.1 | 5 |
| 9 | Sophie Blank | 11 | Cate (SS) | 18:19.9 | 6 |
| 10 | Joyce Li | 12 | St. Margaret's Episcopal (SS) | 18:37.1 | 7 T |
| 11 | Keaton Schaefer | 9 | Brentwood (SS) | 18:41.1 | |
| 12 | Heidi Beshk | 10 | St. Margaret's Episcopal (SS) | 18:43.3 | 8 T |
| 13 | Jaqueline Guadian | 11 | Carpinteria (SS) | 18:45.7 | 9 |
| 14 | Carolina Palma | 9 | Providence - Burbank (SS) | 18:46.7 | |
| 15 | Brooke Lorz | 12 | Academy for Academic Excellence | 18:49.1 | |
| 16 | Flor Castanon | 12 | Notre Dame - Riverside (SS) | 18:50.0 | |
| 17 | Amelia Kaufman | 10 | Flintridge Prep (SS) | 18:53.8 | |
| 18 | Abbey Frailing | 12 | Ontario Christian (SS) | 18:55.5 | 10 T |
| 19 | Kylie Cameron | 10 | Polytechnic - Pasadena (SS) | 18:59.1 | |
| 20 | Remi Morrison | 11 | International School of LA (SS) | 18:59.4 | 11 |
| 21 | Brooklyn Rodriguez | 10 | Pomona Catholic (SS) | 19:03.5 | |
| 22 | Julissa Esqueda | 10 | St. Lucy's (SS) | 19:08.5 | 12 |
| 23 | Leah Williams | 10 | Desert Christian - Lancaster (SS) | 19:10.2 | 13 T |
| 24 | Talitha Schroeder | 9 | Desert Christian - Lancaster (SS) | 19:10.5 | 14 T |
| 25 | Marek Monn | 9 | Viewpoint (SS) | 19:11.7 | 15 T |
| 26 | Naomi Williams | 9 | Woodcrest Christian (SS) | 19:14.6 | 16 T |

| Place | Name | Grade | Team | Time | Points |
|-------|-------------------|-------|------------------------------------|---------|--------|
| 27 | Alyssa Go | 9 | Viewpoint (SS) | 19:21.8 | 17 T |
| 28 | Romy Richter | 9 | Viewpoint (SS) | 19:26.1 | 18 T |
| 29 | Lilla Petrykowski | 11 | Linfield Christian (SS) | 19:31.0 | 19 |
| 30 | Lindsey Burns | 9 | St. Lucy's (SS) | 19:34.4 | 20 |
| 31 | Maegan Tatman | 11 | Chadwick (SS) | 19:35.5 | 21 |
| 32 | Ella Dluzak | 12 | Desert Christian - Lancaster (SS) | 19:36.2 | 22 T |
| 33 | Lyari Chavez | 12 | Samueli Academy (SS) | 19:36.2 | |
| 34 | Charlotte Beck | 9 | Pacifica Christian - Orange County | 19:36.4 | 23 |
| 35 | Aggie McTigue | 10 | Cate (SS) | 19:38.6 | 24 |
| 36 | Euan Kim | 9 | Thacher (SS) | 19:44.0 | 25 |
| 37 | Jessica Emordi | 10 | Hawthorne MSA (SS) | 19:47.5 | 26 |
| 38 | Sophie Zhang | 11 | Chadwick (SS) | 19:49.3 | 27 |
| 39 | Hannah Ledford | 9 | Ontario Christian (SS) | 19:52.9 | 28 T |
| 40 | Grace Aplin | 12 | International School of LA (SS) | 19:53.5 | 29 |
| 41 | Sophia Garcia | 9 | Woodcrest Christian (SS) | 19:54.0 | 30 T |
| 42 | Jade Brun | 10 | Viewpoint (SS) | 19:55.1 | 31 T |
| 43 | Alanna Vargas | 11 | Woodcrest Christian (SS) | 19:56.3 | 32 T |
| 44 | Sydney Tholen | 11 | Cantwell-Sacred Heart (SS) | 19:58.2 | 33 T |
| 45 | Jenevive Won | 12 | Cate (SS) | 20:00.8 | 34 |
| 46 | Lupita Centeno | 10 | Hawthorne MSA (SS) | 20:00.9 | 35 |
| 47 | Paulina Morelos | 12 | Cantwell-Sacred Heart (SS) | 20:01.8 | 36 T |
| 48 | Kate Sullivan | 10 | St. Margaret's Episcopal (SS) | 20:01.9 | 37 T |
| 49 | Miley Cereceres | 12 | Cantwell-Sacred Heart (SS) | 20:05.3 | 38 T |
| 50 | Mila Martins | 10 | Carpinteria (SS) | 20:06.2 | 39 |
| 51 | Yumi Yeh | 9 | St. Margaret's Episcopal (SS) | 20:12.1 | 40 T |
| 52 | Dylan Drzewiecki | 11 | Linfield Christian (SS) | 20:14.4 | 41 |
| 53 | Amani Anderson | 10 | Hawthorne MSA (SS) | 20:16.5 | 42 |

Race 6 - Girls DIV 5 - 3 Mile

11/22/2025 - 9:25am

Individual Results

| Place | Name | Grade | Team | Time | Points | |
|-------|---------------------|-------|------------------------------------|---------|--------|---|
| 54 | Megan Mohler | 10 | St. Margaret's Episcopal (SS) | 20:17.2 | 43 | T |
| 55 | Grace Fuller | 9 | Viewpoint (SS) | 20:23.7 | 44 | T |
| 56 | Annikka Zhou | 12 | Thacher (SS) | 20:26.1 | 45 | |
| 57 | Teagan Carroll | 11 | St. Lucy's (SS) | 20:30.1 | 46 | |
| 58 | Victoria Xu | 12 | Linfield Christian (SS) | 20:32.3 | 47 | |
| 59 | Lu Rodriguez | 11 | Thacher (SS) | 20:35.4 | 48 | |
| 60 | Calista Lohman | 9 | Hawthorne MSA (SS) | 20:40.1 | 49 | |
| 61 | Madelyne Arjonilla | 11 | Arrowhead Christian (SS) | 20:43.9 | 50 | |
| 62 | Taylor Gundlach | 12 | Pacifica Christian - Orange County | 20:53.0 | 51 | |
| 63 | Natalia Barraza | 10 | Ontario Christian (SS) | 21:00.0 | 52 | T |
| 64 | Penelope Rowe | 9 | Carpinteria (SS) | 21:00.8 | 53 | |
| 65 | Kaitlynn Tannaya | 9 | Ontario Christian (SS) | 21:01.2 | 54 | T |
| 66 | Danica Favero | 10 | Woodcrest Christian (SS) | 21:03.3 | 55 | T |
| 67 | Audrey Elliott | 11 | Woodcrest Christian (SS) | 21:07.3 | 56 | T |
| 68 | Hadassah Jackson | 12 | Desert Christian - Lancaster (SS) | 21:10.8 | 57 | T |
| 69 | Rio Bechet | 12 | International School of LA (SS) | 21:11.5 | 58 | |
| 70 | Evan Ramirez | 9 | Linfield Christian (SS) | 21:11.6 | 59 | |
| 71 | Jayme White | 10 | Ontario Christian (SS) | 21:12.0 | 60 | T |
| 72 | Addison Oh | 10 | St. Margaret's Episcopal (SS) | 21:16.9 | 61 | T |
| 73 | Ava Dandurand | 10 | Desert Christian - Lancaster (SS) | 21:18.8 | 62 | T |
| 74 | Erowyn Burnett | 10 | Pacifica Christian - Orange County | 21:29.7 | 63 | |
| 75 | Olivia Shimmon | 9 | Arrowhead Christian (SS) | 21:29.8 | 64 | |
| 76 | Victoria Martinez | 11 | Carpinteria (SS) | 21:32.1 | 65 | |
| 77 | Abigail Billingsley | 11 | Desert Christian - Lancaster (SS) | 21:32.9 | 66 | T |
| 78 | Eva Marquez | 12 | Arrowhead Christian (SS) | 21:34.6 | 67 | |

| Place | Name | Grade | Team | Time | Points | |
|-------|-------------------|-------|------------------------------------|---------|--------|---|
| 79 | Paige Bilby | 9 | Linfield Christian (SS) | 21:37.8 | 68 | |
| 80 | Ava Granville | 10 | Chadwick (SS) | 21:38.1 | 69 | |
| 81 | Lynden Calas | 10 | Linfield Christian (SS) | 21:41.1 | 70 | |
| 82 | Payton Wolfe | 9 | Arrowhead Christian (SS) | 21:44.0 | 71 | |
| 83 | Cami Cochran | 9 | Chadwick (SS) | 21:44.1 | 72 | |
| 84 | Ryan Loud | 10 | St. Lucy's (SS) | 21:44.2 | 73 | |
| 85 | Miranda Santana | 12 | Chadwick (SS) | 21:50.5 | 74 | |
| 86 | Cate Heyming | 11 | St. Margaret's Episcopal (SS) | 21:54.6 | 75 | T |
| 87 | Valerie Avila | 11 | St. Lucy's (SS) | 21:55.9 | 76 | |
| 88 | Jenesis Cox | 9 | Ontario Christian (SS) | 22:03.0 | 77 | T |
| 89 | Isabella Cendejas | 12 | Woodcrest Christian (SS) | 22:05.1 | 78 | T |
| 90 | Kenzi Gardner | 9 | Carpinteria (SS) | 22:05.6 | 79 | |
| 91 | Chioma Anoh | 11 | Hawthorne MSA (SS) | 22:09.5 | 80 | |
| 92 | Samantha Nigro | 9 | St. Lucy's (SS) | 22:09.5 | 81 | |
| 93 | Carmen Lack | 12 | Cate (SS) | 22:15.5 | 82 | |
| 94 | Julie Delloye | 9 | International School of LA (SS) | 22:16.3 | 83 | |
| 95 | Elodie Chapus | 10 | Thacher (SS) | 22:19.5 | 84 | |
| 96 | Addison Burk | 9 | Pacifica Christian - Orange County | 22:21.7 | 85 | |
| 97 | Sophie Boval | 10 | Chadwick (SS) | 22:22.3 | 86 | |
| 98 | Michelle Wu | 11 | Cate (SS) | 22:26.1 | 87 | |
| 99 | Marjan Rounaque | 11 | Hawthorne MSA (SS) | 22:26.6 | 88 | |
| 100 | Vanessa Sesler | 12 | Pacifica Christian - Orange County | 22:27.3 | 89 | |
| 101 | Mia Duran | 9 | Ontario Christian (SS) | 22:34.7 | 90 | T |
| 102 | Caroline Jeffers | 11 | Thacher (SS) | 22:40.3 | 91 | |
| 103 | Jaylene Barrera | 9 | Cantwell-Sacred Heart (SS) | 22:49.9 | 92 | T |
| 104 | Maddie Eckert | 9 | St. Lucy's (SS) | 22:58.0 | 93 | |
| 105 | Veronica Sefrioui | 10 | International School of LA (SS) | 23:03.6 | 94 | |
| 106 | Elisa Lea | 10 | Hawthorne MSA (SS) | 23:14.0 | 95 | |

Race 6 - Girls DIV 5 - 3 Mile

11/22/2025 - 9:25am

Individual Results

| Place | Name | Grade | Team | Time | Points |
|-------|-------------------|-------|------------------------------------|---------|--------|
| 107 | Lisa Stineman | 11 | Carpinteria (SS) | 23:29.1 | 96 |
| 108 | Lola Bamsey | 10 | Viewpoint (SS) | 23:30.6 | 97 T |
| 109 | Eva De Andrade | 10 | International School of LA (SS) | 23:35.7 | 98 |
| 110 | Stasie Miranda | 9 | Carpinteria (SS) | 23:46.1 | 99 |
| 111 | Rosita Power | 12 | Cate (SS) | 23:46.6 | 100 |
| 112 | Grace Price | 9 | Arrowhead Christian (SS) | 23:48.8 | 101 |
| 113 | Astrid Hong | 12 | Pacifica Christian - Orange County | 23:56.2 | 102 |
| 114 | Hope Hardin | 10 | Arrowhead Christian (SS) | 23:58.5 | 103 |
| 115 | Angelina Saltzman | 12 | Desert Christian - Lancaster (SS) | 24:01.3 | 104 T |
| 116 | Elena Deniz | 9 | Linfield Christian (SS) | 24:19.6 | 105 |
| 117 | Mimi Power | 10 | Cate (SS) | 24:29.2 | 106 |
| 118 | Ashley Chan-Mott | 11 | Chadwick (SS) | 24:49.6 | 107 |
| 119 | Vivianna Montano | 11 | Cantwell-Sacred Heart (SS) | 27:19.9 | 108 T |