








# San Andreas League 3

## Andulka Park, Riverside

### Race 102 - Girls Merge - 3 Mile

10/15/2025

### Team Results

Place	Team	Score	Team Time	Runner Avg	Avg Mile	5 Man Gap	Finish Order	Scoring Order
1	 Notre Dame (Riverside)	58	1:57:54	23:35	7:52	6:47	1-7-9-10-38	1-6-8-9-34
2	 San Geronio	65	2:00:01	24:01	8:01	2:46	4-14-15-18-19-23-29	3-13-14-17-18-22-28
3	 Colton	75	2:01:51	24:23	8:08	1:17	12-13-16-17-22-24-25	11-12-15-16-21-23-24
4	 Bloomington	84	2:02:23	24:29	8:10	4:53	3-5-21-28-35-36-50	2-4-20-27-31-32-39
5	 Kaiser	102	2:06:38	25:20	8:27	4:29	8-11-20-31-42-47-51	7-10-19-30-36-38-40
6	 Eisenhower	118	2:07:21	25:29	8:30	4:00	6-26-27-30-37-40-43	5-25-26-29-33-35-37
DNP	 Jurupa Hills		1:47:13	26:49	8:57		2-34-41-64	4 Runners

# Race 102 - Girls Merge - 3 Mile

10/15/2025 -

## Individual Results

Place	Name	Grade	Team	Time	Points
1	Flor Castañon	12	Notre Dame (Riverside)	20:16.6	1
2	Valeria Ramirez	12	Jurupa Hills	20:32.5	
3	Yamilet Lopez	12	Bloomington	21:51.0	2
4	Zoe Guerrero	9	San Gorgonio	21:58.4	3
5	Yasmin Lopez	9	Bloomington	22:45.2	4
6	Alyssa Meza	12	Eisenhower	22:52.0	5
7	Emily Hernandez	10	Notre Dame (Riverside)	23:25.6	6
8	Rebeca Canedo	12	Kaiser	23:26.8	7
9	Mariana Garcia	12	Notre Dame (Riverside)	23:33.5	8
10	Victoria Reyna	9	Notre Dame (Riverside)	23:34.8	9
11	Isabella Perez	11	Kaiser	23:48.5	10
12	Cailin Marcial	12	Colton	23:52.3	11
13	Regina Flores	11	Colton	23:52.9	12
14	Angela Pina	9	San Gorgonio	24:18.3	13
15	Sophia Lopez	11	San Gorgonio	24:23.2	14
16	Allyson Mejia	12	Colton	24:26.3	15
17	Kimberly Cabrera	11	Colton	24:29.3	16
18	Leanette De Lara	10	San Gorgonio	24:36.6	17
19	Jocelyn Cruz-Garcia	12	San Gorgonio	24:44.4	18
20	Alyssa Estrada	12	Kaiser	24:53.2	19
21	Yulissa Hernandez	12	Bloomington	25:03.5	20
22	Janet Munoz	10	Colton	25:09.3	21
23	Melody Lopez	12	San Gorgonio	25:09.5	22
24	Roxyanne Itsou	10	Colton	25:13.9	23
25	Leah Quinones	11	Colton	25:28.1	24
26	Eva Valdez	12	Eisenhower	25:38.2	25
27	Savannah Alarcon	12	Eisenhower	25:45.7	26
28	Keilly Pichardo Hernandez	12	Bloomington	25:59.7	27
29	Evalynne Caballero	10	San Gorgonio	26:08.2	28
30	Catherine Sanchez	10	Eisenhower	26:13.0	29
31	Emily Vidales	9	Kaiser	26:32.9	30
32	Yaella Hirsch	11	San Gorgonio	26:39.8	
33	Alyssa Duke	11	Colton	26:42.3	
34	Zithaly Higareda	12	Jurupa Hills	26:43.1	
35	Patricia Orozco	11	Bloomington	26:43.3	31

Place	Name	Grade	Team	Time	Points
36	Liliana Aguilar	9	Bloomington	26:45.9	32
37	Estelle Huerta	10	Eisenhower	26:51.4	33
38	Diana Rodriguez	9	Notre Dame (Riverside)	27:03.0	34
39	Isabella Lizarraga	12	Colton	27:07.3	
40	Ciara Sakyi	12	Eisenhower	27:22.1	35
41	Melissa Valdivia	10	Jurupa Hills	27:23.7	
42	Liliana Campbell	12	Kaiser	27:55.8	36
43	Isabella Arteaga	11	Eisenhower	28:10.4	37
44	Allie Garcia	12	San Gorgonio	28:11.0	
45	Monique De Lara	10	San Gorgonio	28:13.4	
46	Guadalupe Bustamante	12	Eisenhower	28:17.2	
47	Carla Garcia	12	Kaiser	28:19.8	38
48	Jackie Arreola	12	Eisenhower	28:21.0	
49	Neftali Brito	11	Eisenhower	28:34.9	
50	Sophia Alvarez	9	Bloomington	28:37.3	39
51	Isabella Nunez	10	Kaiser	28:37.7	40
52	Alicia Valera	10	San Gorgonio	28:46.6	
53	Beatriz Montanez	9	Kaiser	29:03.9	
54	Viviana Sandoval	12	Eisenhower	29:10.6	
55	Izaneth Quiroz	9	Bloomington	29:17.9	
56	Kennan Corado	9	Eisenhower	29:27.6	
57	Lillyana Arambula	9	Bloomington	29:28.8	
58	Brianna Lopez	10	Eisenhower	29:31.4	
59	Danna Pelayo	11	Eisenhower	29:51.4	
60	Sherlyn De La Cruz	11	San Gorgonio	29:55.1	
61	Melody Vera	10	San Gorgonio	30:53.8	
62	Karin Nava	9	Bloomington	31:53.6	
63	Abigail Mora Tadeo	10	Kaiser	31:54.1	
64	Hazel Ayala	10	Jurupa Hills	32:33.4	
65	Jaylen Moore	9	San Gorgonio	32:45.7	
66	Jaemie Masangkay	11	Kaiser	33:01.5	
67	Genesis Corado	12	Eisenhower	33:27.6	
68	Makayla Bazaldua	11	Colton	33:40.0	
69	Jasmine Herrera	10	Bloomington	34:05.3	
70	Emily Marcial	10	Colton	34:18.1	
71	Evelyn Quintanilla	10	Kaiser	34:20.0	
72	Maliah Carrera	10	Kaiser	36:13.7	
73	Sofia Guevara	12	Kaiser	36:14.0	

# Race 102 - Girls Merge - 3 Mile

10/15/2025 -

## Individual Results

Place	Name	Grade	Team	Time	Points
74	Emma Guzman	12	San Gorgonio	37:47.2	
75	Morayma Rivas	10	San Gorgonio	38:11.6	
76	Samantha Cornejo	12	Kaiser	38:28.4	