




Trinity League Preview

Central Park

Race 1 - Girls JV and FS - 3 Mile

9/26/2025 - 9:00am

Team Results - Overall

Place	Team	Score	Team Time	Runner Avg	Avg Mile	5 Man Gap	Finish Order	Scoring Order
1	 J Serra Catholic	15	1:38:07	19:38	6:33	1:56	1-2-3-4-5-6-7	1-2-3-4-5-6-7
2	 Santa Margarita	62	1:51:38	22:20	7:27	2:00	8-12-13-15-16-19-21	8-12-13-14-15-17-18
3	 Mater Dei	65	1:53:33	22:43	7:35	3:15	9-10-11-17-22-25	9-10-11-16-19-20

Race 1 - Girls JV and FS - 3 Mile

9/26/2025 - 9:00am



Individual Results - Overall

Place	Name	Grade	Team	Time	Points
1	Mireya Hardman	12	J Serra Catholic	18:46.5	1
2	Molly Hux	12	J Serra Catholic	19:27.9	2
3	Talia Whitten	10	J Serra Catholic	19:29.3	3
4	Sophie Tonks	11	J Serra Catholic	19:41.3	4
5	Colbi Lott	9	J Serra Catholic	20:41.6	5
6	Meghan Hux	9	J Serra Catholic	20:53.3	6
7	Valentina Vasquez	9	J Serra Catholic	20:58.3	7
8	Grace Tavaglione	12	Santa Margarita	21:02.5	8
9	Maddison Juarez	11	Mater Dei	21:17.2	9
10	Ava Robino	11	Mater Dei	22:17.1	10
11	Halima Bowman	11	Mater Dei	22:18.6	11
12	Rita Laster	10	Santa Margarita	22:19.2	12
13	Abigail Heslop	9	Santa Margarita	22:25.0	13
14	Justine Hudock	9	J Serra Catholic	22:40.8	
15	Julia Povich	10	Santa Margarita	22:49.4	14
16	Katie Dodson	11	Santa Margarita	23:01.6	15
17	Sofia Mendoza	10	Mater Dei	23:07.8	16
18	Adriana Earl	9	J Serra Catholic	23:23.4	
19	Ximena Alfigeme	11	Santa Margarita	23:31.4	17
20	Audrey Mosich	9	J Serra Catholic	23:35.8	
21	Alexandra Szczuka	12	Santa Margarita	24:04.5	18
22	Cici Bradshaw	9	Mater Dei	24:31.4	19
23	Alisha Awan	11	Santa Margarita	24:58.3	
24	Vivian Pu	9	Santa Margarita	28:32.4	
25	Camilla Rodriguez	9	Mater Dei	33:02.5	20

Race 1 - Girls JV and FS - 3 Mile

9/26/2025 - 9:00am

Team Results

Place	Team	Score	Team Time	Runner Avg	Avg Mile	5 Man Gap	Finish Order	Scoring Order
1	 J Serra Catholic	15	1:38:07	19:38	6:33	1:56	1-2-3-4-5-6-7	1-2-3-4-5-6-7
2	 Mater Dei	50	1:53:33	22:43	7:35	3:15	8-9-10-12-15-16	8-9-10-11-12-13

Race 1 - Girls JV and FS - 3 Mile

9/26/2025 - 9:00am



Individual Results - J Serra Catholic vs Mater Dei

Place	Name	Grade	Team	Time	Points
1 (1)	Mireya Hardman	12	J Serra Catholic	18:46.5	1
2 (2)	Molly Hux	12	J Serra Catholic	19:27.9	2
3 (3)	Talia Whitten	10	J Serra Catholic	19:29.3	3
4 (4)	Sophie Tonks	11	J Serra Catholic	19:41.3	4
5 (5)	Colbi Lott	9	J Serra Catholic	20:41.6	5
6 (6)	Meghan Hux	9	J Serra Catholic	20:53.3	6
7 (7)	Valentina Vasquez	9	J Serra Catholic	20:58.3	7
8 (9)	Maddison Juarez	11	Mater Dei	21:17.2	8
9 (10)	Ava Robino	11	Mater Dei	22:17.1	9
10 (11)	Halima Bowman	11	Mater Dei	22:18.6	10
11 (14)	Justine Hudock	9	J Serra Catholic	22:40.8	
12 (17)	Sofia Mendoza	10	Mater Dei	23:07.8	11
13 (18)	Adriana Earl	9	J Serra Catholic	23:23.4	
14 (20)	Audrey Mosich	9	J Serra Catholic	23:35.8	
15 (22)	Cici Bradshaw	9	Mater Dei	24:31.4	12
16 (25)	Camilla Rodriguez	9	Mater Dei	33:02.5	13

Race 1 - Girls JV and FS - 3 Mile

9/26/2025 - 9:00am

Team Results

Place	Team	Score	Team Time	Runner Avg	Avg Mile	5 Man Gap	Finish Order	Scoring Order
1	 J Serra Catholic	15	1:38:07	19:38	6:33	1:56	1-2-3-4-5-6-7	1-2-3-4-5-6-7
2	 Santa Margarita	50	1:51:38	22:20	7:27	2:00	8-9-10-12-13-15-17	8-9-10-11-12-13-14

Race 1 - Girls JV and FS - 3 Mile

9/26/2025 - 9:00am



Individual Results - J Serra Catholic vs Santa Margarita

Place	Name	Grade	Team	Time	Points
1 (1)	Mireya Hardman	12	J Serra Catholic	18:46.5	1
2 (2)	Molly Hux	12	J Serra Catholic	19:27.9	2
3 (3)	Talia Whitten	10	J Serra Catholic	19:29.3	3
4 (4)	Sophie Tonks	11	J Serra Catholic	19:41.3	4
5 (5)	Colbi Lott	9	J Serra Catholic	20:41.6	5
6 (6)	Meghan Hux	9	J Serra Catholic	20:53.3	6
7 (7)	Valentina Vasquez	9	J Serra Catholic	20:58.3	7
8 (8)	Grace Tavaglione	12	Santa Margarita	21:02.5	8
9 (12)	Rita Laster	10	Santa Margarita	22:19.2	9
10 (13)	Abigail Heslop	9	Santa Margarita	22:25.0	10
11 (14)	Justine Hudock	9	J Serra Catholic	22:40.8	
12 (15)	Julia Povich	10	Santa Margarita	22:49.4	11
13 (16)	Katie Dodson	11	Santa Margarita	23:01.6	12
14 (18)	Adriana Earl	9	J Serra Catholic	23:23.4	
15 (19)	Ximena Alfrageme	11	Santa Margarita	23:31.4	13
16 (20)	Audrey Mosich	9	J Serra Catholic	23:35.8	
17 (21)	Alexandra Szczuka	12	Santa Margarita	24:04.5	14
18 (23)	Alisha Awan	11	Santa Margarita	24:58.3	
19 (24)	Vivian Pu	9	Santa Margarita	28:32.4	

Race 1 - Girls JV and FS - 3 Mile

9/26/2025 - 9:00am

Team Results

Place	Team	Score	Team Time	Runner Avg	Avg Mile	5 Man Gap	Finish Order	Scoring Order
1	 Santa Margarita	27	1:51:38	22:20	7:27	2:00	1-5-6-7-8-10-11	1-5-6-7-8-10-11
2	 Mater Dei	30	1:53:33	22:43	7:35	3:15	2-3-4-9-12-15	2-3-4-9-12-13

Race 1 - Girls JV and FS - 3 Mile

9/26/2025 - 9:00am

Individual Results - Mater Dei vs Santa Margarita

Place	Name	Grade	Team	Time	Points
1 (8)	Grace Tavaglione	12	Santa Margarita	21:02.5	1
2 (9)	Maddison Juarez	11	Mater Dei	21:17.2	2
3 (10)	Ava Robino	11	Mater Dei	22:17.1	3
4 (11)	Halima Bowman	11	Mater Dei	22:18.6	4
5 (12)	Rita Laster	10	Santa Margarita	22:19.2	5
6 (13)	Abigail Heslop	9	Santa Margarita	22:25.0	6
7 (15)	Julia Povich	10	Santa Margarita	22:49.4	7
8 (16)	Katie Dodson	11	Santa Margarita	23:01.6	8
9 (17)	Sofia Mendoza	10	Mater Dei	23:07.8	9
10 (19)	Ximena Alfrageme	11	Santa Margarita	23:31.4	10
11 (21)	Alexandra Szczuka	12	Santa Margarita	24:04.5	11
12 (22)	Cici Bradshaw	9	Mater Dei	24:31.4	12
13 (23)	Alisha Awan	11	Santa Margarita	24:58.3	
14 (24)	Vivian Pu	9	Santa Margarita	28:32.4	
15 (25)	Camilla Rodriguez	9	Mater Dei	33:02.5	13