




















CIF-SS XC Prelims

Walnut

Race 122 - Girls Merge D1 - 3 Mile

11/15/2024

Team Results

Place	Team	Score	Team Time	Runner Avg	Avg Mile	5 Man Gap	Finish Order	Scoring Order
1	 Trabuco Hills (SS)	53	1:30:28	18:06	6:02	1:55	2-4-7-13-29-115-178	2-4-7-13-27-111-172
2	 Santiago Corona (SS)	148	1:32:54	18:35	6:12	2:54	1-3-36-55-64-120-142	1-3-33-51-60-116-137
3	 Mira Costa (SS)	185	1:36:14	19:15	6:25	1:18	16-28-42-44-67-85-163	16-26-39-41-63-81-158
4	 Crescenta Valley (SS)	239	1:36:56	19:24	6:28	1:39	19-24-30-60-118-122-189	19-22-28-56-114-118-182
5	 Arcadia (SS)	248	1:36:56	19:24	6:28	1:45	18-20-38-57-127-238-270	18-20-35-53-122-228-260
6	 Great Oak (SS)	262	1:37:31	19:31	6:31	1:30	15-48-53-80-82-90-258	15-44-49-76-78-86-248
7	 ML King (SS)	289	1:37:30	19:30	6:30	2:02	10-26-61-93-113-161-162	10-24-57-89-109-156-157
8	 San Clemente (SS)	296	1:38:20	19:40	6:34	1:13	27-49-58-75-105-125-143	25-45-54-71-101-121-138
9	 Wilson - Long Beach (SS)	309	1:37:55	19:35	6:32	2:04	8-50-65-92-110-131-254	8-46-61-88-106-126-244
10	 Arnold O. Beckman (SS)	316	1:38:42	19:45	6:35	0:46	39-40-70-88-97-141-169	36-37-66-84-93-136-163
11	 Long Beach Poly (SS)	376	1:38:33	19:43	6:35	2:36	6-43-52-136-156-171-224	6-40-48-131-151-165-216
12	 Santa Monica (SS)	381	1:38:53	19:47	6:36	2:04	12-46-106-111-121-164	12-43-102-107-117-159
13	 Polytechnic - Riverside (SS)	401	1:39:11	19:51	6:37	2:06	17-81-83-89-148-185-198	17-77-79-85-143-179-190
14	 Vista Murrieta (SS)	422	1:39:15	19:51	6:37	2:22	9-56-102-128-145-149-151	9-52-98-123-140-144-146
15	 Beaumont (SS)	472	1:40:41	20:09	6:43	0:57	68-72-94-107-152-159-173	64-68-90-103-147-154-167
16	 Redondo Union (SS)	503	1:41:09	20:14	6:45	0:24	87-91-112-116-117-124-296	83-87-108-112-113-120-286
17	 Warren (SS)	507	1:41:05	20:13	6:45	1:03	62-78-103-133-153-154-155	58-74-99-128-148-149-150
18	 Liberty (SS)	508	1:40:52	20:11	6:44	1:34	37-63-135-138-157-199-282	34-59-130-133-152-191-272
19	 Chino Hills (SS)	533	1:41:25	20:17	6:46	2:13	33-100-104-123-195-232-257	30-96-100-119-188-223-247

Race 122 - Girls Merge D1 - 3 Mile

11/15/2024




















Team Results

Place	Team	Score	Team Time	Runner Avg	Avg Mile	5 Man Gap	Finish Order	Scoring Order
20	 La Quinta (SS)	580	1:41:40	20:20	6:47	3:28	11-51-119-202-221-243-252	11-47-115-194-213-233-242
21	 Valencia Placentia (SS)	632	1:43:01	20:37	6:53	3:26	23-66-99-217-255-265-272	21-62-95-209-245-255-262
22	 Downey (SS)	634	1:42:52	20:35	6:52	1:58	45-84-140-192-200-215-275	42-80-135-185-192-207-265
23	 Huntington Beach (SS)	643	1:42:51	20:35	6:52	1:51	41-101-168-172-187-222-267	38-97-162-166-180-214-257
24	 Temecula Valley (SS)	711	1:43:48	20:46	6:56	2:25	34-114-174-205-213-250-323	31-110-168-197-205-240-313
25	 Portola (SS)	716	1:44:08	20:50	6:57	2:48	71-96-130-182-266-269-293	67-92-125-176-256-259-283
26	 Millikan (SS)	720	1:43:55	20:47	6:56	1:45	74-98-181-188-208-259-320	70-94-175-181-200-249-310
27	 Yucaipa (SS)	735	1:44:17	20:52	6:58	2:04	77-129-139-197-223-227-247	73-124-134-189-215-219-237
28	 Rancho Cucamonga (SS)	761	1:44:14	20:51	6:57	4:07	14-109-194-209-264-284-302	14-105-187-201-254-274-292
29	 Santa Ana (SS)	788	1:45:00	21:00	7:00	4:00	25-144-146-216-287-290-314	23-139-141-208-277-280-304
30	 Oak Hills (SS)	790	1:44:56	21:00	7:00	2:20	76-147-166-193-240-260-274	72-142-160-186-230-250-264
31	 Oxnard (SS)	796	1:45:05	21:01	7:01	2:21	59-158-177-204-229-288-300	55-153-171-196-221-278-290
32	 Fountain Valley (SS)	836	1:46:04	21:13	7:05	3:32	54-137-150-230-297-304-306	50-132-145-222-287-294-296
33	 Patriot (SS)	885	1:46:11	21:15	7:05	1:35	132-160-179-211-237-246-286	127-155-173-203-227-236-276
34	 Quartz Hill (SS)	910	1:46:20	21:16	7:06	0:46	167-170-183-210-214-228-241	161-164-177-202-206-220-231
35	 Chaffey (SS)	921	1:47:09	21:26	7:09	2:23	86-175-218-225-253-283-321	82-169-210-217-243-273-311
36	 Valencia (SS)	943	1:47:50	21:34	7:12	2:57	73-108-249-273-278-279-324	69-104-239-263-268-269-314
37	 Anaheim (SS)	976	1:48:09	21:38	7:13	2:51	69-191-235-251-271-289-330	65-184-225-241-261-279-320
38	 Los Osos (SS)	1001	1:48:44	21:45	7:15	4:04	31-176-239-294-299-305-311	29-170-229-284-289-295-301
39	 Los Alamitos (SS)	1084	1:49:34	21:55	7:19	1:20	184-203-234-245-262-298	178-195-224-235-252-288
40	 Cypress (SS)	1094	1:49:40	21:56	7:19	1:49	180-190-219-261-285-339-355	174-183-211-251-275-329-345
41	 Hemet (SS)	1151	1:52:14	22:27	7:29	4:50	35-212-308-315-322-348-372	32-204-298-305-312-338-362
42	 Lancaster (SS)	1191	1:53:26	22:42	7:34	5:12	134-206-244-301-349-359	129-198-234-291-339-349
43	 Highland (SS)	1230	1:55:25	23:05	7:42	6:26	79-242-268-325-360-363	75-232-258-315-350-353

Race 122 - Girls Merge D1 - 3 Mile

11/15/2024

Team Results

Place	Team	Score	Team Time	Runner Avg	Avg Mile	5 Man Gap	Finish Order	Scoring Order
44	 Temescal Canyon (SS)	1259	1:58:37	23:44	7:55	10:09	5-226-338-358-370-373-376	5-218-328-348-360-363-366
45	 Paramount (SS)	1357	1:55:08	23:02	7:41	2:14	220-263-291-313-318-329-335	212-253-281-303-308-319-325
46	 Paloma Valley (SS)	1368	1:56:38	23:20	7:47	3:33	201-256-276-341-342-344-364	193-246-266-331-332-334-354
47	 Arroyo Valley (SS)	1370	1:58:57	23:48	7:56	5:56	95-292-333-340-354-368-371	91-282-323-330-344-358-361
48	 Katella (SS)	1380	1:55:03	23:01	7:41	1:29	236-280-295-309-310-317-319	226-270-285-299-300-307-309
49	 Rialto (SS)	1447	1:58:13	23:39	7:53	2:58	207-303-326-328-331-346-351	199-293-316-318-321-336-341
50	 Fontana (SS)	1495	2:00:10	24:02	8:01	3:01	248-281-334-337-345-356-367	238-271-324-327-335-346-357
51	 Summit (SS)	1616	2:05:13	25:03	8:21	3:55	277-332-343-353-361-365	267-322-333-343-351-355
52	 San Jacinto (SS)	1617	2:04:13	24:51	8:17	2:26	307-327-336-347-350-352-366	297-317-326-337-340-342-356
53	 Palmdale (SS)	1666	2:08:13	25:39	8:33	4:10	312-316-357-362-369-374-375	302-306-347-352-359-364-365
DNP	 Upland (SS)		43:17	21:39	7:13		186-233	2 Runners
DNP	 San Juan Hills (SS)		18:47	18:47	6:16		21	1 Runner
DNP	 Etiwanda (SS)		18:53	18:53	6:18		22	1 Runner
DNP	 Centennial Corona (SS)		19:10	19:10	6:24		32	1 Runner
DNP	 Aliso Niguel (SS)		19:33	19:33	6:31		47	1 Runner
DNP	 Northwood (SS)		20:29	20:29	6:50		126	1 Runner
DNP	 Valley View (SS)		20:53	20:53	6:58		165	1 Runner
DNP	 Segerstrom (SS)		21:26	21:26	7:09		196	1 Runner
DNP	 Channel Islands (SS)		22:03	22:03	7:21		231	1 Runner