
















CIF-SS XC Prelims

Walnut

Race 3 - Girls D5 - Heat 3 - 3 Mile

11/15/2024 - 8:58am




Team Results

| Place | Team | Score | Team Time | Runner Avg | Avg Mile | 5 Man Gap | Finish Order | Scoring Order |
|-------|---|-------|-----------|------------|----------|-----------|----------------------|----------------------|
| 1 |  Cate (SS) | 44 | Q 1:46:25 | 21:17 | 7:06 | 1:34 | 5-8-10-15-17-27-33 | 4-6-8-12-14-23-28 |
| 2 |  Chadwick (SS) | 72 | Q 1:50:11 | 22:03 | 7:21 | 2:26 | 7-11-19-24-26-28-36 | 5-9-16-20-22-24-31 |
| 3 |  Woodcrest Christian (SS) | 75 | Q 1:49:45 | 21:57 | 7:19 | 4:26 | 2-14-18-22-34-56-62 | 2-11-15-18-29-50-56 |
| 4 |  Flintridge Prep (SS) | 100 | Q 1:53:24 | 22:41 | 7:34 | 3:45 | 4-16-25-35-39-40 | 3-13-21-30-33-34 |
| 5 |  Samueli Academy (SS) | 112 | 1:54:13 | 22:51 | 7:37 | 3:40 | 9-12-23-42-46-52-69 | 7-10-19-36-40-46-63 |
| 6 |  Brentwood (SS) | 179 | 2:00:34 | 24:07 | 8:03 | 8:58 | 1-29-45-53-73-75-80 | 1-25-39-47-67-69-74 |
| 7 |  Academy of Careers and Exploration | 204 | 2:05:31 | 25:07 | 8:23 | 6:49 | 20-31-44-58-77 | 17-26-38-52-71 |
| 8 |  Pacifica Christian - SanMon(SS) | 220 | 2:05:58 | 25:12 | 8:24 | 3:00 | 32-41-49-63-64-76 | 27-35-43-57-58-70 |
| 9 |  Valley Christian Cerritos (SS) | 228 | 2:06:55 | 25:23 | 8:28 | 1:44 | 43-50-51-54-60-61-68 | 37-44-45-48-54-55-62 |
| 10 |  Redlands Adventist Academy (SS) | 266 | 2:11:08 | 26:14 | 8:45 | 3:22 | 38-57-65-66-70-74-79 | 32-51-59-60-64-68-73 |
| 11 |  Packinghouse Christian Academy (SS) | 279 | 2:17:46 | 27:34 | 9:12 | 8:20 | 47-48-55-78-81 | 41-42-49-72-75 |
| 12 |  St. Anthony (SS) | 321 | 2:22:00 | 28:24 | 9:28 | 7:46 | 59-67-71-72-82 | 53-61-65-66-76 |
| DNP |  Malibu (SS) | | 20:23 | 20:23 | 6:48 | | 3 | 1 Runner |
| DNP |  Calvary Chapel Santa Ana (SS) | | 20:30 | 20:30 | 6:50 | | 6 | 1 Runner |
| DNP |  St. Pius X St Matthias (SS) | | 21:35 | 21:35 | 7:12 | | 13 | 1 Runner |

Race 3 - Girls D5 - Heat 3 - 3 Mile

11/15/2024 - 8:58am

Team Results

| Place | Team | Score | Team Time | Runner Avg | Avg Mile | 5 Man Gap | Finish Order | Scoring Order |
|-------|---|-------|-----------|------------|----------|-----------|--------------|---------------|
| DNP |  Geffen Academy at UCLA (SS) | | 22:23 | 22:23 | 7:28 | | 21 | 1 Runner |
| DNP |  St. Paul (SS) | | 23:22 | 23:22 | 7:48 | | 30 | 1 Runner |
| DNP |  Oakwood (SS) | | 24:02 | 24:02 | 8:01 | | 37 | 1 Runner |

Race 3 - Girls D5 - Heat 3 - 3 Mile

11/15/2024 - 8:58am

Individual Results

| Place | Name | Grade | Team | Time | Points | |
|-------|-------------------|-------|------------------------------------|---------|--------|---|
| 1 | Amelia Sarkisian | 10 | Brentwood (SS) | 19:00.3 | 1 | I |
| 2 | Sarah Kim | 11 | Woodcrest Christian (SS) | 19:29.1 | 2 | T |
| 3 | Tallula Murphree | 12 | Malibu (SS) | 20:22.7 | | I |
| 4 | Amelia Kaufman | 9 | Flintridge Prep (SS) | 20:25.7 | 3 | T |
| 5 | Francesca Sutch | 12 | Cate (SS) | 20:27.6 | 4 | T |
| 6 | Grace De Cicco | 10 | Calvary Chapel Santa Ana (SS) | 20:29.4 | | I |
| 7 | Keiko Chinen | 12 | Chadwick (SS) | 20:39.4 | 5 | T |
| 8 | Sophie Blank | 10 | Cate (SS) | 20:41.5 | 6 | T |
| 9 | Kaia Iguchi | 12 | Samueli Academy (SS) | 21:04.3 | 7 | |
| 10 | Jenevive Won | 11 | Cate (SS) | 21:18.3 | 8 | T |
| 11 | Avery Ertman | 12 | Chadwick (SS) | 21:22.2 | 9 | T |
| 12 | Maddy Rufino | 11 | Samueli Academy (SS) | 21:23.6 | 10 | |
| 13 | Fatima Martinez | 10 | St. Pius X St Matthias (SS) | 21:34.5 | | |
| 14 | Alanna Vargas | 10 | Woodcrest Christian (SS) | 21:40.0 | 11 | T |
| 15 | Kate McCoy | 12 | Cate (SS) | 21:55.6 | 12 | T |
| 16 | Sarah Bonk | 11 | Flintridge Prep (SS) | 21:59.1 | 13 | T |
| 17 | Stella Rodgers | 12 | Cate (SS) | 22:01.5 | 14 | T |
| 18 | Brooke Ibbetson | 12 | Woodcrest Christian (SS) | 22:07.9 | 15 | T |
| 19 | Maegan Tatman | 10 | Chadwick (SS) | 22:15.6 | 16 | T |
| 20 | Stella Chavez | 9 | Academy of Careers and Exploration | 22:21.5 | 17 | |
| 21 | Miley Rivera | 10 | Geffen Academy at UCLA (SS) | 22:22.2 | | |
| 22 | Audrey Elliott | 10 | Woodcrest Christian (SS) | 22:33.2 | 18 | T |
| 23 | Felicity Sullivan | 11 | Samueli Academy (SS) | 22:34.0 | 19 | |
| 24 | Lauren Dickens | 12 | Chadwick (SS) | 22:48.2 | 20 | T |
| 25 | Elizabeth Clark | 9 | Flintridge Prep (SS) | 22:51.7 | 21 | T |
| 26 | Sammy Santa Ana | 12 | Chadwick (SS) | 23:05.3 | 22 | T |
| 27 | Daisy Gemberling | 12 | Cate (SS) | 23:05.7 | 23 | T |
| 28 | Lauren Park | 10 | Chadwick (SS) | 23:09.8 | 24 | T |
| 29 | Asa Stratmann | 11 | Brentwood (SS) | 23:18.3 | 25 | |
| 30 | Nataly Negrete | 12 | St. Paul (SS) | 23:21.4 | | |

| Place | Name | Grade | Team | Time | Points | |
|-------|--------------------|-------|-------------------------------------|---------|--------|---|
| 31 | Hailey Moen | 9 | Academy of Careers and Exploration | 23:25.3 | 26 | |
| 32 | Stasya Drysdale | 10 | Pacifica Christian - SanMon(SS) | 23:37.0 | 27 | |
| 33 | Tallulah Bates | 12 | Cate (SS) | 23:39.1 | 28 | T |
| 34 | Jazlyn Hariri | 11 | Woodcrest Christian (SS) | 23:54.5 | 29 | T |
| 35 | Sarah Rude | 12 | Flintridge Prep (SS) | 23:57.1 | 30 | T |
| 36 | Ava Granville | 9 | Chadwick (SS) | 23:59.4 | 31 | T |
| 37 | Ona Grandey | 11 | Oakwood (SS) | 24:01.8 | | |
| 38 | Shaina Richards | 12 | Redlands Adventist Academy (SS) | 24:02.1 | 32 | |
| 39 | Carla Oboza | 10 | Flintridge Prep (SS) | 24:10.0 | 33 | T |
| 40 | Sienna Rho | 9 | Flintridge Prep (SS) | 24:11.9 | 34 | T |
| 41 | TY Hampton | 11 | Pacifica Christian - SanMon(SS) | 24:21.2 | 35 | |
| 42 | Briana Vega | 10 | Samueli Academy (SS) | 24:26.2 | 36 | |
| 43 | Karla Ramos | 12 | Valley Christian Cerritos (SS) | 24:29.9 | 37 | |
| 44 | Presley Esquivel | 9 | Academy of Careers and Exploration | 24:35.1 | 38 | |
| 45 | Haley Simon | 10 | Brentwood (SS) | 24:40.9 | 39 | |
| 46 | Rachel Esguerra | 12 | Samueli Academy (SS) | 24:44.1 | 40 | |
| 47 | Molly Brazfield | 11 | Packinghouse Christian Academy (SS) | 24:44.9 | 41 | |
| 48 | Jayden Bauernfeind | 11 | Packinghouse Christian Academy (SS) | 24:51.7 | 42 | |
| 49 | Milenne Gee | 9 | Pacifica Christian - SanMon(SS) | 24:54.1 | 43 | |
| 50 | Madeleine Maillet | 10 | Valley Christian Cerritos (SS) | 25:14.8 | 44 | |
| 51 | Scarlett Ortiz | 9 | Valley Christian Cerritos (SS) | 25:19.8 | 45 | |
| 52 | Malani Jimenez | 12 | Samueli Academy (SS) | 25:34.3 | 46 | |
| 53 | Josephine Strouk | 10 | Brentwood (SS) | 25:35.8 | 47 | |
| 54 | Lauren Simpson | 10 | Valley Christian Cerritos (SS) | 25:36.5 | 48 | |

Race 3 - Girls D5 - Heat 3 - 3 Mile

11/15/2024 - 8:58am

Individual Results

| Place | Name | Grade | Team | Time | Points |
|-------|--------------------------|-------|-------------------------------------|---------|--------|
| 55 | Miranda Nordquist | 11 | Packinghouse Christian Academy (SS) | 25:38.7 | 49 |
| 56 | Kylie Dunn | 11 | Woodcrest Christian (SS) | 25:46.8 | 50 T |
| 57 | Madison Gatling | 9 | Redlands Adventist Academy (SS) | 25:55.6 | 51 |
| 58 | Erica Reyes | 9 | Academy of Careers and Exploration | 25:59.1 | 52 |
| 59 | Juhl Ocampo | 10 | St. Anthony (SS) | 26:04.8 | 53 |
| 60 | Brianna Ramirez | 11 | Valley Christian Cerritos (SS) | 26:13.3 | 54 |
| 61 | Audrey Ortiz | 10 | Valley Christian Cerritos (SS) | 26:13.6 | 55 |
| 62 | Emerson Coffey | 9 | Woodcrest Christian (SS) | 26:20.7 | 56 T |
| 63 | Axi Mok | 9 | Pacifica Christian - SanMon(SS) | 26:28.5 | 57 |
| 64 | Nicole Malin | 11 | Pacifica Christian - SanMon(SS) | 26:36.6 | 58 |
| 65 | Grace Hayton | 11 | Redlands Adventist Academy (SS) | 26:53.1 | 59 |
| 66 | Elizabeth Moore | 9 | Redlands Adventist Academy (SS) | 26:53.7 | 60 |
| 67 | Gabrielle Born | 12 | St. Anthony (SS) | 27:08.5 | 61 |
| 68 | Kaitlyn Bomgaars | 11 | Valley Christian Cerritos (SS) | 27:11.6 | 62 |
| 69 | Josephine Cabral | 9 | Samueli Academy (SS) | 27:22.6 | 63 |
| 70 | Arianna Cruzado | 11 | Redlands Adventist Academy (SS) | 27:23.3 | 64 |
| 71 | Kaylee Aguilar | 9 | St. Anthony (SS) | 27:26.5 | 65 |
| 72 | Brigid Born | 9 | St. Anthony (SS) | 27:29.8 | 66 |
| 73 | Carolina Benabib | 9 | Brentwood (SS) | 27:57.8 | 67 |
| 74 | Giselle Umali | 9 | Redlands Adventist Academy (SS) | 28:06.3 | 68 |
| 75 | Eden Harker | 10 | Brentwood (SS) | 28:06.8 | 69 |
| 76 | Bianca Iker | 11 | Pacifica Christian - SanMon(SS) | 28:29.2 | 70 |
| 77 | Sunshine Johnson-Bolivar | 9 | Academy of Careers and Exploration | 29:09.8 | 71 |
| 78 | Jenae Uy | 11 | Packinghouse Christian Academy (SS) | 29:25.9 | 72 |

| Place | Name | Grade | Team | Time | Points |
|-------|-----------------|-------|-------------------------------------|---------|--------|
| 79 | Marilyn Vega | 10 | Redlands Adventist Academy (SS) | 29:27.7 | 73 |
| 80 | Jasmine Linares | 10 | Brentwood (SS) | 32:05.9 | 74 |
| 81 | Haley King | 10 | Packinghouse Christian Academy (SS) | 33:04.2 | 75 |
| 82 | Katelyn Roiles | 10 | St. Anthony (SS) | 33:50.2 | 76 |