







CBL League Meet 2

Redlands

Race 2 - Girls Varsity - 3 Mile

10/19/2024 - 8:00am

Team Results

| Place | Team | Score | Team Time | Runner Avg | Avg Mile | 5 Man Gap | Finish Order | Scoring Order |
|-------|---|-------|-----------|------------|----------|-----------|----------------------|----------------------|
| 1 |  Beaumont (SS) | 38 | 1:40:18 | 20:04 | 6:42 | 1:03 | 4-5-8-10-11-12-13 | 4-5-8-10-11-12-13 |
| 2 |  Redlands East Valley (SS) | 44 | 1:40:20 | 20:04 | 6:42 | 2:30 | 1-3-9-14-17-29-36 | 1-3-9-14-17-29-36 |
| 3 |  Yucaipa (SS) | 53 | 1:42:16 | 20:28 | 6:50 | 2:40 | 2-6-7-18-20-21-27 | 2-6-7-18-20-21-27 |
| 4 |  Citrus Valley (SS) | 106 | 1:48:26 | 21:42 | 7:14 | 1:12 | 15-19-23-24-25-33-40 | 15-19-23-24-25-33-40 |
| 5 |  Redlands (SS) | 143 | 1:52:30 | 22:30 | 7:30 | 1:56 | 16-28-30-34-35 | 16-28-30-34-35 |
| 6 |  Cajon (SS) | 148 | 1:53:58 | 22:48 | 7:36 | 2:20 | 22-26-31-32-37-38-39 | 22-26-31-32-37-38-39 |

Race 2 - Girls Varsity - 3 Mile

10/19/2024 - 8:00am

Individual Results

| Place | Name | Grade | Team | Time | Points |
|-------|---------------------|-------|---------------------------|---------|--------|
| 1 | Katie Hornung | 12 | Redlands East Valley (SS) | 18:52.0 | 1 |
| 2 | Elizabeth Palmer | 12 | Yucaipa (SS) | 19:12.0 | 2 |
| 3 | Meghan Walker | 12 | Redlands East Valley (SS) | 19:14.9 | 3 |
| 4 | Aracelly Guzman | 10 | Beaumont (SS) | 19:25.1 | 4 |
| 5 | Hayden Dunn | 11 | Beaumont (SS) | 19:47.0 | 5 |
| 6 | Elizabeth O'Brine | 12 | Yucaipa (SS) | 19:48.3 | 6 |
| 7 | Isabella Alonzo | 11 | Yucaipa (SS) | 20:01.7 | 7 |
| 8 | Julie Kowallis | 10 | Beaumont (SS) | 20:11.0 | 8 |
| 9 | Kiera Dornieden | 10 | Redlands East Valley (SS) | 20:11.3 | 9 |
| 10 | Angie Valenzuela | 12 | Beaumont (SS) | 20:26.6 | 10 |
| 11 | Kayla Carbajal | 12 | Beaumont (SS) | 20:27.4 | 11 |
| 12 | Lyric Lee | 10 | Beaumont (SS) | 20:35.0 | 12 |
| 13 | Katherine Quezada | 10 | Beaumont (SS) | 20:38.1 | 13 |
| 14 | Isabella Bravo | 12 | Redlands East Valley (SS) | 20:39.4 | 14 |
| 15 | Hailey Rout | 12 | Citrus Valley (SS) | 20:53.5 | 15 |
| 16 | Lilus Montes | 12 | Redlands (SS) | 21:14.2 | 16 |
| 17 | Gabriela Vasquez | 12 | Redlands East Valley (SS) | 21:21.6 | 17 |
| 18 | Isabella Miederhoff | 10 | Yucaipa (SS) | 21:22.6 | 18 |
| 19 | Suheily Chavez | 9 | Citrus Valley (SS) | 21:23.2 | 19 |
| 20 | Rosina Reyes | 10 | Yucaipa (SS) | 21:51.1 | 20 |
| 21 | Maddison Fries | 9 | Yucaipa (SS) | 21:53.4 | 21 |
| 22 | Tiana Chamoro | 10 | Cajon (SS) | 21:55.7 | 22 |
| 23 | Ammie Zaragoza | 11 | Citrus Valley (SS) | 21:58.5 | 23 |
| 24 | Isabelle Castaneda | 10 | Citrus Valley (SS) | 22:04.6 | 24 |
| 25 | Karla Ziga Ortega | 11 | Citrus Valley (SS) | 22:05.3 | 25 |
| 26 | Juliana Avila | 12 | Cajon (SS) | 22:16.9 | 26 |
| 27 | Isabella Reyes | 11 | Yucaipa (SS) | 22:18.2 | 27 |
| 28 | Elena Zhang | 10 | Redlands (SS) | 22:30.0 | 28 |
| 29 | Sophia Mora | 9 | Redlands East Valley (SS) | 22:31.5 | 29 |
| 30 | Ellie Zhang | 12 | Redlands (SS) | 22:38.3 | 30 |
| 31 | Angelina Sanchez | 9 | Cajon (SS) | 22:44.2 | 31 |
| 32 | Katherine Lomeli | 9 | Cajon (SS) | 22:45.5 | 32 |
| 33 | Odyssea Barro | 11 | Citrus Valley (SS) | 22:47.5 | 33 |
| 34 | Isabella Gonzalez | 12 | Redlands (SS) | 22:57.9 | 34 |
| 35 | Fionna Doyle | 10 | Redlands (SS) | 23:09.4 | 35 |

| Place | Name | Grade | Team | Time | Points |
|-------|--------------------------|-------|---------------------------|---------|--------|
| 36 | Kapri Henrie | 9 | Redlands East Valley (SS) | 23:34.8 | 36 |
| 37 | Irma Lopez | 9 | Cajon (SS) | 24:15.4 | 37 |
| 38 | Getzemanie Garcia-Orejel | 12 | Cajon (SS) | 24:27.9 | 38 |
| 39 | Alyssa Avelar | 9 | Cajon (SS) | 24:52.1 | 39 |
| 40 | Leanna Partida | 12 | Citrus Valley (SS) | 25:39.2 | 40 |