





Orange Coast Finals

Carbon Canyon Regional Park

Race 2 - JV Boys - 3 Mile

11/2/2023 - 3:30pm

Team Results

| Place | Team | Score | Team Time | Runner Avg | Avg Mile | 5 Man Gap | Finish Order | Scoring Order |
|-------|---|-------|-----------|------------|----------|-----------|----------------------|----------------------|
| 1 |  Santa Ana (SS) | 21 | 1:31:35 | 18:19 | 6:07 | 1:04 | 1-2-3-7-8-12-16 | 1-2-3-7-8-12-15 |
| 2 |  St. Margaret's Episcopal (SS) | 34 | 1:34:09 | 18:50 | 6:17 | 1:38 | 4-5-6-9-10-23 | 4-5-6-9-10-19 |
| 3 |  Orange (SS) | 71 | 1:47:35 | 21:31 | 7:11 | 2:09 | 11-14-15-19-21-22-24 | 11-13-14-16-17-18-20 |
| DNP |  Costa Mesa (SS) | | 1:20:59 | 27:00 | 9:00 | | 13-26-29 | 3 Runners |
| DNP |  Saddleback (SS) | | 1:47:00 | 35:40 | 11:54 | | 27-31-32 | 3 Runners |

Race 2 - JV Boys - 3 Mile

11/2/2023 - 3:30pm

Individual Results

| Place | Name | Grade | Team | Time | Points |
|-------|-------------------|-------|-------------------------------|---------|--------|
| 1 | William Herrera | 10 | Santa Ana (SS) | 17:55.2 | 1 |
| 2 | Jose Gonzalez | 11 | Santa Ana (SS) | 18:06.0 | 2 |
| 3 | Brandon Vinalay | 10 | Santa Ana (SS) | 18:09.4 | 3 |
| 4 | Zaiden Gurusamy | 10 | St. Margaret's Episcopal (SS) | 18:16.8 | 4 |
| 5 | Ted Yue | 10 | St. Margaret's Episcopal (SS) | 18:20.0 | 5 |
| 6 | Brayden Brisbois | 9 | St. Margaret's Episcopal (SS) | 18:22.9 | 6 |
| 7 | Brian Quirino | 10 | Santa Ana (SS) | 18:24.9 | 7 |
| 8 | Adrian Hernandez | 11 | Santa Ana (SS) | 18:58.6 | 8 |
| 9 | Malachy Proctor | 9 | St. Margaret's Episcopal (SS) | 19:14.9 | 9 |
| 10 | Edward Leigh | 10 | St. Margaret's Episcopal (SS) | 19:54.4 | 10 |
| 11 | Abraham Chavez | 11 | Orange (SS) | 20:29.7 | 11 |
| 12 | Manuel Mendoza | 11 | Santa Ana (SS) | 20:35.9 | 12 |
| 13 | Martin Montes | 11 | Costa Mesa (SS) | 20:37.3 | |
| 14 | Jesus Rodriguez | 12 | Orange (SS) | 21:04.4 | 13 |
| 15 | Leo Medina | 11 | Orange (SS) | 21:11.6 | 14 |
| 16 | Edgar Ballinas | 11 | Santa Ana (SS) | 21:29.6 | 15 |
| 17 | Roman Guzman | 11 | Santa Ana (SS) | 21:38.2 | |
| 18 | Guadalupe Vazquez | 12 | Santa Ana (SS) | 21:41.1 | |
| 19 | Jedidiah Overpeck | 11 | Orange (SS) | 22:10.6 | 16 |
| 20 | Isai Mercado | 12 | Santa Ana (SS) | 22:19.8 | |
| 21 | John Lezama | 11 | Orange (SS) | 22:38.2 | 17 |
| 22 | Kevin Zacapala | 11 | Orange (SS) | 22:47.7 | 18 |
| 23 | Erwin Deutschzhao | 11 | St. Margaret's Episcopal (SS) | 22:51.7 | 19 |
| 24 | Kevin Aparicio | 11 | Orange (SS) | 22:52.2 | 20 |
| 25 | Edgar Velazquez | 11 | Orange (SS) | 23:50.9 | |
| 26 | Victor Cocolletzi | 11 | Costa Mesa (SS) | 24:38.7 | |
| 27 | Raymond Figueroa | 9 | Saddleback (SS) | 26:51.3 | |
| 28 | Manuel Ruelas | 12 | Santa Ana (SS) | 29:33.2 | |
| 29 | Morgen Parrish | 11 | Costa Mesa (SS) | 35:42.3 | |
| 30 | Santiago Coyomani | 12 | Orange (SS) | 35:52.7 | |
| 31 | Joshua Virgen | 11 | Saddleback (SS) | 37:01.5 | |
| 32 | Eduardo Abascal | 10 | Saddleback (SS) | 43:06.8 | |