







Hacienda League 1

Horsethief Park

Race 101 - Boys Merge - 3 Mile

9/20/2023

Team Results

Place	Team	Score	Team Time	Runner Avg	Avg Mile	5 Man Gap	Finish Order	Scoring Order
1	 Rowland (John A.) (SS)	39	1:32:51	18:35	6:12	0:53	1-2-11-12-13-16-22	1-2-11-12-13-16-22
2	 Glen A. Wilson (Hacienda Heights)	52	1:33:40	18:44	6:15	0:58	5-6-8-14-19-24-30	5-6-8-14-19-23-28
3	 Diamond Bar (SS)	70	1:35:03	19:01	6:21	1:10	4-10-15-20-21-26-32	4-10-15-20-21-24-29
4	 South Hills (SS)	89	1:36:41	19:21	6:27	2:14	3-9-18-29-35-50-83	3-9-18-27-32-37-42
5	 Walnut (SS)	113	1:39:10	19:50	6:37	2:33	7-17-28-33-42-44-48	7-17-26-30-33-35-36
6	 Los Altos (SS)	167	1:45:48	21:10	7:04	2:25	27-34-43-57-65-78-79	25-31-34-38-39-40-41

Race 101 - Boys Merge - 3 Mile

9/20/2023 -

Individual Results

Place	Name	Grade	Team	Time	Points
1	Jarron Chua	12	Rowland (John A.) (SS)	18:05.4	1
2	James Tao	12	Rowland (John A.) (SS)	18:08.6	2
3	Jacob Garcia	11	South Hills (SS)	18:15.0	3
4	Kyle Croker	12	Diamond Bar (SS)	18:19.9	4
5	Giovannie Ramos	10	Glen A. Wilson (Hacienda Heights)	18:23.2	5
6	Joshua Quinia	12	Glen A. Wilson (Hacienda Heights)	18:25.0	6
7	Dean Peiten	12	Walnut (SS)	18:26.2	7
8	Sebastian Ruiz	12	Glen A. Wilson (Hacienda Heights)	18:26.3	8
9	Jamal Bey	9	South Hills (SS)	18:26.4	9
10	Aaron Schwarz	12	Diamond Bar (SS)	18:36.4	10
11	Jacob Juarez	10	Rowland (John A.) (SS)	18:41.5	11
12	Joshua Lorenzo	12	Rowland (John A.) (SS)	18:57.3	12
13	Carlos Ronquillo	10	Rowland (John A.) (SS)	18:57.6	13
14	Yuu Duffy	12	Glen A. Wilson (Hacienda Heights)	19:03.6	14
15	Kiran Joseph	10	Diamond Bar (SS)	19:07.2	15
16	Tyler Heng	12	Rowland (John A.) (SS)	19:09.8	16
17	Jonathan Castellanos	10	Walnut (SS)	19:18.5	17
18	Gael Ramirez-Sanchez	10	South Hills (SS)	19:20.1	18
19	Eric Day	11	Glen A. Wilson (Hacienda Heights)	19:21.0	19
20	Codie Kwok	11	Diamond Bar (SS)	19:29.2	20
21	Steve Mungai	9	Diamond Bar (SS)	19:29.6	21
22	Aaron Lee	12	Rowland (John A.) (SS)	19:30.5	22
23	Dylan Minarto	12	Rowland (John A.) (SS)	19:41.1	
24	Anthony Torres	12	Glen A. Wilson (Hacienda Heights)	19:45.8	23
25	Raey Tewelde	11	Rowland (John A.) (SS)	19:47.7	
26	Nathan Tien	10	Diamond Bar (SS)	20:02.8	24
27	Matthew Jacob Marucci	11	Los Altos (SS)	20:02.9	25

Place	Name	Grade	Team	Time	Points
28	Niko Candia	12	Walnut (SS)	20:06.4	26
29	Eric Hernandez	10	South Hills (SS)	20:10.7	27
30	Kevin Su	11	Glen A. Wilson (Hacienda Heights)	20:12.5	28
31	Jordan Chua	10	Rowland (John A.) (SS)	20:16.5	
32	Harry Liang	11	Diamond Bar (SS)	20:19.6	29
33	Troy Nguyen	12	Walnut (SS)	20:19.6	30
34	Abram Estrada	12	Los Altos (SS)	20:23.5	31
35	Roberto Barajas	11	South Hills (SS)	20:28.8	32
36	Ethan Hoen	11	Diamond Bar (SS)	20:29.1	
37	Nam Luu	11	Glen A. Wilson (Hacienda Heights)	20:31.5	
38	Benjamin Situ	10	Rowland (John A.) (SS)	20:38.7	
39	Gavin Lai	10	Rowland (John A.) (SS)	20:40.3	
40	Lukas Escobar	10	Rowland (John A.) (SS)	20:46.9	
41	Ehaan Hashmi	11	Diamond Bar (SS)	20:58.0	
42	Armand Marquez	10	Walnut (SS)	20:58.4	33
43	Nathan Preston Armienta	12	Los Altos (SS)	21:03.4	34
44	Ryan (Xiaoran) Wang	12	Walnut (SS)	21:03.5	35
45	Alfred Chow	9	Rowland (John A.) (SS)	21:11.1	
46	Francis Zhao	9	Diamond Bar (SS)	21:25.4	
47	Andrew Inital	12	Glen A. Wilson (Hacienda Heights)	21:26.6	
48	Joshua Hung	12	Walnut (SS)	21:28.2	36
49	Logan Choi	9	Diamond Bar (SS)	21:35.7	
50	Lucas Florez	11	South Hills (SS)	21:38.2	37
51	Julio Ulloa	11	Glen A. Wilson (Hacienda Heights)	21:38.6	
52	Brandon Lim	10	Walnut (SS)	21:39.1	
53	Ethan Cao	11	Walnut (SS)	21:39.3	
54	Conrad Akerboom	10	Walnut (SS)	21:41.4	
55	Jayden Millares	10	Walnut (SS)	21:44.9	
56	Cole San Antonio	9	Walnut (SS)	21:46.4	
57	Andres Tre Ochoa-Kaup	10	Los Altos (SS)	21:50.2	38

Race 101 - Boys Merge - 3 Mile

9/20/2023 -

Individual Results

Place	Name	Grade	Team	Time	Points
58	Ronaldo Brizuela	11	Glen A. Wilson (Hacienda Heights)	21:55.4	
59	Michael Perez	11	Diamond Bar (SS)	22:13.8	
60	Colin Tomlinson	9	Rowland (John A.) (SS)	22:17.0	
61	Howard Ocean	10	Rowland (John A.) (SS)	22:17.5	
62	Kevin Cardona	9	Rowland (John A.) (SS)	22:21.1	
63	Andrew Tai	9	Rowland (John A.) (SS)	22:23.4	
64	Aiden Santos	10	Glen A. Wilson (Hacienda Heights)	22:26.4	
65	Gabriel Santos	12	Los Altos (SS)	22:27.1	39
66	Solomon Park	9	Rowland (John A.) (SS)	22:28.1	
67	Jack (Jiahua) Wen	12	Walnut (SS)	22:28.4	
68	Ryan Tran	10	Glen A. Wilson (Hacienda Heights)	22:29.5	
69	Eason Wang	9	Walnut (SS)	22:30.3	
70	Ayden Dao	10	Walnut (SS)	22:36.0	
71	Micah Chiang	12	Rowland (John A.) (SS)	22:36.3	
72	Andrew Cao	12	Rowland (John A.) (SS)	22:38.4	
73	Alexander Chik	12	Walnut (SS)	22:41.7	
74	Victor Li	12	Rowland (John A.) (SS)	22:54.5	
75	James (JiongJie) Qi	9	Walnut (SS)	22:57.4	
76	Kevin Wang	9	Rowland (John A.) (SS)	22:59.5	
77	Brent Kubota	9	Glen A. Wilson (Hacienda Heights)	23:02.2	
78	Diego Fonseca	11	Los Altos (SS)	23:02.3	40
79	Yanzhe Zhang	12	Los Altos (SS)	23:03.2	41
80	Mahmoud Dalati	10	Walnut (SS)	23:06.2	
81	Logan Behar	9	Walnut (SS)	23:10.7	
82	Gabriel Linares	11	Rowland (John A.) (SS)	23:11.2	
83	Gregory (Michy) Caro	10	South Hills (SS)	23:16.7	42
84	Arvin (Tsun Yi) Chau	10	Walnut (SS)	23:17.3	
85	Sebastian Chavez	10	South Hills (SS)	23:18.9	
86	Dylan Toh	9	Walnut (SS)	23:19.1	

Place	Name	Grade	Team	Time	Points
87	Tyler Foote	9	Walnut (SS)	23:20.2	
88	Emiliano Lopez	11	Glen A. Wilson (Hacienda Heights)	23:21.3	
89	Noah Herrera	11	Los Altos (SS)	23:23.9	
90	Christian Tang	12	Rowland (John A.) (SS)	23:29.0	
91	Andrew Cedeno	11	Rowland (John A.) (SS)	23:29.3	
92	Caleb Lee	10	Diamond Bar (SS)	23:30.6	
93	Brett Green	11	Diamond Bar (SS)	23:35.5	
94	Abraham Lacayo	11	South Hills (SS)	23:36.6	
95	Tristan Hsieh	9	Walnut (SS)	23:44.6	
96	Jacob Caballero	10	Diamond Bar (SS)	23:54.6	
97	Brandon Wang	9	Walnut (SS)	23:54.8	
98	Daniel Paredes	11	Los Altos (SS)	23:56.5	
99	Luke Nastase	9	Glen A. Wilson (Hacienda Heights)	24:07.3	
100	Benjamin Kim	9	Glen A. Wilson (Hacienda Heights)	24:09.7	
101	Allen Ruangtai	9	Walnut (SS)	24:21.6	
102	Justin Hu	9	Rowland (John A.) (SS)	24:21.9	
103	Jake Gomez	11	South Hills (SS)	24:24.3	
104	Noah Jackson	9	Walnut (SS)	24:29.1	
105	Szyonne Salita	11	Glen A. Wilson (Hacienda Heights)	24:39.5	
106	Luke Punongbayan	12	Rowland (John A.) (SS)	24:41.5	
107	Ethan Perez-Conde	9	Rowland (John A.) (SS)	24:52.9	
108	Noah Chavez	9	Rowland (John A.) (SS)	24:57.4	
109	Adam Nguyen	11	Rowland (John A.) (SS)	25:03.2	
110	Angel Vergara	11	Rowland (John A.) (SS)	25:07.2	
111	Jonathan Song	9	Rowland (John A.) (SS)	25:07.6	
112	Lucas Llm	9	Walnut (SS)	25:16.8	
113	Brayden Cheek	9	Walnut (SS)	25:18.1	
114	Atul Prabhu	9	Walnut (SS)	25:32.8	
115	Isaac Yu	10	Diamond Bar (SS)	25:35.7	
116	Ben Garcia	11	South Hills (SS)	25:38.7	

Race 101 - Boys Merge - 3 Mile

9/20/2023 -

Individual Results

Place	Name	Grade	Team	Time	Points
117	Pedro Verduzco	10	Glen A. Wilson (Hacienda Heights)	25:40.8	
118	Joel Kim	9	Diamond Bar (SS)	25:54.2	
119	Sean Yeh	9	Diamond Bar (SS)	25:56.6	
120	Matthew Lisberg	10	South Hills (SS)	26:13.8	
121	Laniel Moreno	10	Glen A. Wilson (Hacienda Heights)	26:16.1	
122	Anthony Martinez	11	South Hills (SS)	26:21.5	
123	Micah Torres	10	Glen A. Wilson (Hacienda Heights)	26:26.7	
124	Aiden Herrera	9	Los Altos (SS)	26:51.8	
125	Justin Abellera	9	Walnut (SS)	27:52.2	
126	Sean Vu	10	Walnut (SS)	27:52.7	
127	Sean Collie	10	Glen A. Wilson (Hacienda Heights)	27:57.6	
128	Brandon Lee	9	Walnut (SS)	28:23.0	
129	Anthony Montenegro	11	Diamond Bar (SS)	28:33.0	
130	Jacob Herrera	9	Rowland (John A.) (SS)	29:22.9	
131	William Tung	9	Diamond Bar (SS)	30:26.2	
132	Kevin Lian	9	Diamond Bar (SS)	30:31.0	
133	Curtis Chyau	10	Diamond Bar (SS)	30:49.8	
134	Paul Lee	9	Rowland (John A.) (SS)	31:19.5	
135	Matthew Montejano	10	South Hills (SS)	43:04.2	