






















SoCal Regional Preview

El Dorado East Regional Park

Race 1 - Women - 5K

9/15/2023 - 10:00am




Team Results

| Place | Team | Score | Team Time | Runner Avg | Avg Mile | 5 Man Gap | Finish Order | Scoring Order |
|-------|---|-------|-----------|------------|----------|-----------|----------------------------|--------------------------|
| 1 |  Riverside | 111 | 1:40:55 | 20:11 | 6:30 | 2:30 | 6-17-28-43-44-47-65 | 5-13-22-35-36-39-55 |
| 2 |  Cerritos | 121 | 1:41:28 | 20:18 | 6:32 | 2:26 | 11-21-30-35-51-58-62 | 10-16-24-28-43-50-54 |
| 3 |  Allan Hancock | 141 | 1:42:32 | 20:31 | 6:37 | 3:31 | 5-29-33-38-67-78-142 | 4-23-26-31-57-64-108 |
| 4 |  Glendale | 149 | 1:42:37 | 20:32 | 6:37 | 4:47 | 3-9-22-60-85 | 3-8-17-52-69 |
| 5 |  Oxnard | 176 | 1:45:34 | 21:07 | 6:48 | 2:32 | 27-37-39-42-73-89-120 | 21-30-32-34-59-72-91 |
| 6 |  El Camino | 177 | 1:44:39 | 20:56 | 6:45 | 4:28 | 2-19-46-66-80-145-162 | 2-15-38-56-66-111-124 |
| 7 |  Canyons | 187 | 1:45:49 | 21:10 | 6:49 | 3:59 | 8-16-48-75-82 | 7-12-40-61-67 |
| 8 |  Saddleback | 195 | 1:45:42 | 21:09 | 6:49 | 3:28 | 7-23-61-68-74 | 6-18-53-58-60 |
| 9 |  Ventura | 206 | 1:47:44 | 21:33 | 6:57 | 7:47 | 1-12-45-84-118 | 1-11-37-68-89 |
| 10 |  San Bernardino Valley | 224 | 1:51:12 | 22:15 | 7:10 | 8:07 | 26-34-36-49-141 | 20-27-29-41-107 |
| 11 |  Moorpark | 239 | 1:50:52 | 22:11 | 7:09 | 6:32 | 10-31-50-94-116 | 9-25-42-75-88 |
| 12 |  Bakersfield | 340 | 1:58:39 | 23:44 | 7:39 | 3:56 | 52-57-93-111-115-119-132 | 44-49-74-86-87-90-99 |
| 13 |  Chaffey | 340 | 1:58:17 | 23:40 | 7:37 | 4:39 | 53-59-90-96-127 | 45-51-73-76-95 |
| 14 |  LA Harbor | 346 | 2:01:42 | 24:21 | 7:51 | 9:40 | 24-54-76-140-147-158-160 | 19-46-62-106-113-120-122 |
| 15 |  Long Beach | 357 | 2:00:19 | 24:04 | 7:45 | 6:02 | 55-56-79-121-139 | 47-48-65-92-105 |
| 16 |  Citrus | 411 | 2:09:39 | 25:56 | 8:21 | 12:32 | 18-107-129-130-159 | 14-83-96-97-121 |
| 17 |  Imperial Valley | 422 | 2:10:13 | 26:03 | 8:23 | 9:15 | 41-97-109-146-150-164 | 33-77-85-112-115-126 |
| 18 |  Southwestern | 425 | 2:06:00 | 25:12 | 8:07 | 2:07 | 99-100-103-108-133-138-144 | 79-80-82-84-100-104-110 |
| 19 |  Crafton Hills | 432 | 2:07:19 | 25:28 | 8:12 | 4:58 | 77-87-126-134-137-143-152 | 63-71-94-101-103-109-116 |
| 20 |  Los Angeles Mission | 477 | 2:16:07 | 27:14 | 8:46 | 7:51 | 86-98-131-149-155-163 | 70-78-98-114-117-125 |
| 21 |  Golden West | 513 | 2:22:01 | 28:25 | 9:09 | 7:09 | 102-123-136-156-157-161 | 81-93-102-118-119-123 |

Race 1 - Women - 5K

9/15/2023 - 10:00am

Team Results

| Place | Team | Score | Team Time | Runner Avg | Avg Mile | 5 Man Gap | Finish Order | Scoring Order |
|-------|--|-------|-----------|------------|----------|-----------|----------------|---------------|
| DNP |  Santa Monica | | 1:30:17 | 22:35 | 7:16 | | 14-25-110-117 | 4 Runners |
| DNP |  Pasadena | | 1:48:27 | 27:07 | 8:44 | | 92-124-135-154 | 4 Runners |
| DNP |  Orange Coast | | 1:10:24 | 23:28 | 7:34 | | 13-32-153 | 3 Runners |
| DNP |  Antelope Valley | | 1:10:59 | 23:40 | 7:37 | | 64-91-104 | 3 Runners |
| DNP |  Fullerton | | 1:15:02 | 25:01 | 8:03 | | 101-106-112 | 3 Runners |
| DNP |  Cuesta | | 39:01 | 19:31 | 6:17 | | 15-20 | 2 Runners |
| DNP |  Santiago Canyon | | 50:29 | 25:15 | 8:08 | | 40-148 | 2 Runners |
| DNP |  East LA | | 18:37 | 18:37 | 6:00 | | 4 | 1 Runner |
| DNP |  West Los Angeles | | 26:26 | 26:26 | 8:31 | | 128 | 1 Runner |
| DNP |  Desert | | 40:38 | 40:38 | 13:05 | | 167 | 1 Runner |

Race 1 - Women - 5K

9/15/2023 - 10:00am

Individual Results

| Place | Name | Grade | Team | Time | Points |
|-------|----------------------------|-------|-----------------------|---------|--------|
| 1 | Sophia Godina | SO | Ventura | 18:03.8 | 1 |
| 2 | Sequoia Gonzales | SO | El Camino | 18:26.4 | 2 |
| 3 | Samantha Medrano | FR | Glendale | 18:28.1 | 3 |
| 4 | Marbella Flores | SO | East LA | 18:36.7 | |
| 5 | Itandehui Olea | SO | Allan Hancock | 18:44.7 | 4 |
| 6 | Nadia Munoz | FR | Riverside | 18:48.6 | 5 |
| 7 | Payton Love | FR | Saddleback | 19:04.7 | 6 |
| 8 | Katelyn Catu | FR | Canyons | 19:05.8 | 7 |
| 9 | Lizeth Sanchez | FR | Glendale | 19:06.9 | 8 |
| 10 | Alianna Tapia | SO | Moorpark | 19:09.6 | 9 |
| 11 | Megan Feitz | SO | Cerritos | 19:13.8 | 10 |
| 12 | Brianna Torres | FR | Ventura | 19:15.1 | 11 |
| 13 | Liberty Miller | FR | Orange Coast | 19:16.2 | |
| 14 | Sarahi Jimenez | FR | Santa Monica | 19:18.6 | |
| 15 | Elle Casselman | FR | Cuesta | 19:21.1 | |
| 16 | Makaiya Cortinas | FR | Canyons | 19:29.1 | 12 |
| 17 | Savannah Ganter | SO | Riverside | 19:30.6 | 13 |
| 18 | Ryleigh Larue | SO | Citrus | 19:33.2 | 14 |
| 19 | Ami Jacobson | SO | El Camino | 19:37.6 | 15 |
| 20 | Summer Gelman | FR | Cuesta | 19:39.1 | |
| 21 | Samantha Martinez | SO | Cerritos | 19:40.7 | 16 |
| 22 | Lilit Arakelyan | FR | Glendale | 19:41.3 | 17 |
| 23 | Danna Ibarra Canales | FR | Saddleback | 19:43.7 | 18 |
| 24 | Sherlyn Gomez | FR | LA Harbor | 19:46.1 | 19 |
| 25 | Elizabeth Servin | FR | Santa Monica | 19:55.9 | |
| 26 | Sara Jaquez | FR | San Bernardino Valley | 19:57.8 | 20 |
| 27 | Shelly Martin | SO | Oxnard | 19:59.7 | 21 |
| 28 | Dakota Zamarripa | SO | Riverside | 20:00.7 | 22 |
| 29 | Eva Luu | SO | Allan Hancock | 20:02.3 | 23 |
| 30 | Evelyn Mejia | FR | Cerritos | 20:07.8 | 24 |
| 31 | Geidenn Gonzales | FR | Moorpark | 20:08.9 | 25 |
| 32 | Jaysi Reyes | FR | Orange Coast | 20:26.3 | |
| 33 | Maraitzel Moreno Gutierrez | SO | Allan Hancock | 20:32.8 | 26 |
| 34 | Ximena Martinez | FR | San Bernardino Valley | 20:41.6 | 27 |
| 35 | Delilah Chavez | SO | Cerritos | 20:45.8 | 28 |
| 36 | Britney Solis | SO | San Bernardino Valley | 20:50.1 | 29 |

| Place | Name | Grade | Team | Time | Points |
|-------|---------------------|-------|-----------------------|---------|--------|
| 37 | Magy Rosales | SO | Oxnard | 20:52.8 | 30 |
| 38 | Makayla Gonzalez | FR | Allan Hancock | 20:57.1 | 31 |
| 39 | Nathalie Ojeda | FR | Oxnard | 20:57.4 | 32 |
| 40 | Amabelle Olmedo | FR | Santiago Canyon | 20:58.9 | |
| 41 | Julia Monreal | FR | Imperial Valley | 21:08.0 | 33 |
| 42 | Marylynn Mendieta | FR | Oxnard | 21:13.0 | 34 |
| 43 | Lidia Barrios | SO | Riverside | 21:16.6 | 35 |
| 44 | Adileni Pacheco | SO | Riverside | 21:17.7 | 36 |
| 45 | Yesenia Molina | FR | Ventura | 21:22.1 | 37 |
| 46 | Arianna Hurtado | FR | El Camino | 21:27.1 | 38 |
| 47 | Citlaly Ruiz | FR | Riverside | 21:35.6 | 39 |
| 48 | Emily Cruz | SO | Canyons | 21:37.0 | 40 |
| 49 | Alondra Mayorga | FR | San Bernardino Valley | 21:37.9 | 41 |
| 50 | Emelina Whalen | FR | Moorpark | 21:39.1 | 42 |
| 51 | Diana Raya Perez | FR | Cerritos | 21:39.7 | 43 |
| 52 | Kaitlyn Valdez | FR | Bakersfield | 21:40.0 | 44 |
| 53 | Andrea Baerenwald | SO | Chaffey | 21:45.3 | 45 |
| 54 | Emily Mejia | FR | LA Harbor | 21:47.5 | 46 |
| 55 | Katlyn Moratoya | SO | Long Beach | 21:48.6 | 47 |
| 56 | Lorena Galaviz | SO | Long Beach | 21:55.0 | 48 |
| 57 | Jazmine Zavala | FR | Bakersfield | 21:55.7 | 49 |
| 58 | Kimberly Ibarra | FR | Cerritos | 22:00.9 | 50 |
| 59 | Betania Madero-Meza | SO | Chaffey | 22:03.2 | 51 |
| 60 | Marie Grigoryan | FR | Glendale | 22:05.6 | 52 |
| 61 | Mia Arnwine | SO | Saddleback | 22:05.9 | 53 |
| 62 | Vannesa Rojas | FR | Cerritos | 22:08.6 | 54 |
| 63 | Lila Palmer | FR | Cerritos | 22:08.7 | |
| 64 | Ailani Salazar | FR | Antelope Valley | 22:10.2 | |
| 65 | Sarah De Leon | FR | Riverside | 22:11.5 | 55 |
| 66 | Torah Noah | SO | El Camino | 22:13.3 | 56 |
| 67 | Jasmine Cruz | FR | Allan Hancock | 22:14.9 | 57 |
| 68 | Midori Mconathy | FR | Saddleback | 22:15.3 | 58 |
| 69 | Leslie Juarez | SO | Cerritos | 22:20.1 | |
| 70 | Kendra Amaro | FR | Riverside | 22:20.5 | |
| 71 | Ariel Alvarez | FR | Cerritos | 22:24.8 | |
| 72 | Jasmine Osorio | FR | Cerritos | 22:25.8 | |
| 73 | Savannah Landaverde | FR | Oxnard | 22:30.9 | 59 |

Race 1 - Women - 5K

9/15/2023 - 10:00am

Individual Results

| Place | Name | Grade | Team | Time | Points |
|-------|-----------------------------|-------|---------------------|---------|--------|
| 74 | Shae Barrera | FR | Saddleback | 22:31.9 | 60 |
| 75 | Emily Fairbanks | FR | Canyons | 22:32.2 | 61 |
| 76 | Miyoko Mataalii | SO | LA Harbor | 22:38.2 | 62 |
| 77 | Rianna Ammons | FR | Crafton Hills | 22:43.2 | 63 |
| 78 | Annais Vega | FR | Allan Hancock | 22:48.2 | 64 |
| 79 | Frida Hernandez | SO | Long Beach | 22:50.8 | 65 |
| 80 | Elaine Dugmore | FR | El Camino | 22:54.0 | 66 |
| 81 | Jaiden Kelly | FR | Riverside | 22:55.0 | |
| 82 | Emily Valdez | FR | Canyons | 23:04.4 | 67 |
| 83 | Kaelah Berdugo | FR | Riverside | 23:05.4 | |
| 84 | Addy Cornell | SO | Ventura | 23:11.6 | 68 |
| 85 | Maggie Hopkins | FR | Glendale | 23:14.9 | 69 |
| 86 | Isis Mora | FR | Los Angeles Mission | 23:26.2 | 70 |
| 87 | Madeline Wall | FR | Crafton Hills | 23:35.0 | 71 |
| 88 | Evelyn Reyes | FR | Riverside | 23:35.8 | |
| 89 | Maryjane Arreola | FR | Oxnard | 23:40.8 | 72 |
| 90 | Isamar Aguilar | SO | Chaffey | 23:43.5 | 73 |
| 91 | Farah Williams | FR | Antelope Valley | 23:58.0 | |
| 92 | Summer Hamilton | FR | Pasadena | 24:00.2 | |
| 93 | Kamryn Hannible | FR | Bakersfield | 24:08.3 | 74 |
| 94 | Ada Muzoglu | FR | Moorpark | 24:12.7 | 75 |
| 95 | Fatima Castaneda | FR | Riverside | 24:16.9 | |
| 96 | Kristen Oliver | FR | Chaffey | 24:20.5 | 76 |
| 97 | Emma Ramirez | FR | Imperial Valley | 24:29.2 | 77 |
| 98 | Alejandra Valenzuela | FR | Los Angeles Mission | 24:29.3 | 78 |
| 99 | Sofia Fajardo | FR | Southwestern | 24:39.6 | 79 |
| 100 | Rasilia Thomas | FR | Southwestern | 24:44.4 | 80 |
| 101 | Michelle Garcia | FR | Fullerton | 24:49.0 | |
| 102 | Kimberly Rivera | FR | Golden West | 24:49.6 | 81 |
| 103 | Alyssa Hage | SO | Southwestern | 24:50.1 | 82 |
| 104 | Brianna Dominguez | SO | Antelope Valley | 24:50.7 | |
| 105 | Natalia Orta | FR | Cerritos | 24:51.5 | |
| 106 | Sonia Perez | FR | Fullerton | 24:52.5 | |
| 107 | Blanca Madrid | FR | Citrus | 24:53.6 | 83 |
| 108 | Diana Flores | SO | Southwestern | 24:59.4 | 84 |
| 109 | Kayla Mesa | SO | Imperial Valley | 25:03.9 | 85 |
| 110 | Emily Ramirez | FR | Santa Monica | 25:16.4 | |
| 111 | Ivette Elizarraraz valencia | SO | Bakersfield | 25:18.8 | 86 |

| Place | Name | Grade | Team | Time | Points |
|-------|---------------------------|-------|-----------------------|---------|--------|
| 112 | Katherine Flores Salguero | FR | Fullerton | 25:20.1 | |
| 113 | Claudia Rios | FR | Cerritos | 25:23.7 | |
| 114 | Viviana Rodriguez | FR | Cerritos | 25:31.0 | |
| 115 | Erica Sherman | FR | Bakersfield | 25:35.6 | 87 |
| 116 | Aaliyah Zapata | FR | Moorpark | 25:40.8 | 88 |
| 117 | Victoria Hernandez | FR | Santa Monica | 25:45.7 | |
| 118 | Julianne Caro | FR | Ventura | 25:50.6 | 89 |
| 119 | Mariah Delgado | FR | Bakersfield | 25:51.0 | 90 |
| 120 | Daisy Rosete | SO | Oxnard | 25:52.3 | 91 |
| 121 | Mel Moreno | SO | Long Beach | 25:54.0 | 92 |
| 122 | Yoselin Gonzalez | FR | Oxnard | 25:55.7 | |
| 123 | Darla Nunez | FR | Golden West | 26:07.0 | 93 |
| 124 | Melissa Le | FR | Pasadena | 26:13.6 | |
| 125 | Lucia Viramontes | FR | Riverside | 26:14.2 | |
| 126 | Melissa Hernandez | FR | Crafton Hills | 26:21.0 | 94 |
| 127 | Mikayla Castillo | FR | Chaffey | 26:24.3 | 95 |
| 128 | Kayla Parker | FR | West Los Angeles | 26:25.2 | |
| 129 | Evelin Mendez | FR | Citrus | 26:30.7 | 96 |
| 130 | Lucy Zurita | FR | Citrus | 26:36.4 | 97 |
| 131 | Jae'Lyn Boatner | FR | Los Angeles Mission | 26:37.8 | 98 |
| 132 | Jacqueline Rocha | FR | Bakersfield | 26:41.3 | 99 |
| 133 | Arianna Ocanas | FR | Southwestern | 26:46.2 | 100 |
| 134 | MacKenzie Johnson | FR | Crafton Hills | 26:58.4 | 101 |
| 135 | Isabella Evans | FR | Pasadena | 27:16.0 | |
| 136 | Catherine Jordan | FR | Golden West | 27:36.9 | 102 |
| 137 | Analeese Wheeler | FR | Crafton Hills | 27:40.6 | 103 |
| 138 | Paulina Hidalgo | FR | Southwestern | 27:47.3 | 104 |
| 139 | Morgan Venable | FR | Long Beach | 27:49.8 | 105 |
| 140 | Jasmine Ramirez | FR | LA Harbor | 28:03.3 | 106 |
| 141 | Donna Lee | FR | San Bernardino Valley | 28:04.6 | 107 |
| 142 | Rosalie Nicolas | SO | Allan Hancock | 28:18.2 | 108 |
| 143 | Ada Morse | FR | Crafton Hills | 28:26.6 | 109 |
| 144 | Illya Rangel | FR | Southwestern | 28:30.3 | 110 |
| 145 | Kimberly Garcia | FR | El Camino | 28:50.9 | 111 |
| 146 | Natalie Oneal | SO | Imperial Valley | 29:09.2 | 112 |
| 147 | Helen Alvarado | FR | LA Harbor | 29:26.1 | 113 |
| 148 | Selah Darden | SO | Santiago Canyon | 29:29.7 | |
| 149 | Isabela Zavala | FR | Los Angeles Mission | 30:17.0 | 114 |

Race 1 - Women - 5K
9/15/2023 - 10:00am
Individual Results

| Place | Name | Grade | Team | Time | Points |
|-------|-------------------|-------|---------------------|---------|--------|
| 150 | Nadia Cano | FR | Imperial Valley | 30:22.7 | 115 |
| 151 | Maya Lea Griffin | FR | Bakersfield | 30:23.6 | |
| 152 | Aaliyah Lopez | FR | Crafton Hills | 30:33.2 | 116 |
| 153 | Maloni Hernandez | FR | Orange Coast | 30:40.8 | |
| 154 | Joelyne Garcia | FR | Pasadena | 30:56.5 | |
| 155 | Lauren Lascon | FR | Los Angeles Mission | 31:16.3 | 117 |
| 156 | Alana Flores | FR | Golden West | 31:29.8 | 118 |
| 157 | Princess McCauley | FR | Golden West | 31:57.7 | 119 |
| 158 | Charlize Aceves | FR | LA Harbor | 31:59.8 | 120 |
| 159 | Talia Saldana | FR | Citrus | 32:04.7 | 121 |
| 160 | Lourdes Duran | FR | LA Harbor | 32:06.5 | 122 |
| 161 | Makayla Hefferman | FR | Golden West | 32:09.1 | 123 |
| 162 | Vanessa Romero | FR | El Camino | 32:10.6 | 124 |
| 163 | Michel Hurtado | FR | Los Angeles Mission | 32:27.4 | 125 |
| 164 | Maddeline Banda | SO | Imperial Valley | 32:37.6 | 126 |
| 165 | Cristal Chavez | FR | LA Harbor | 32:46.6 | |
| 166 | Cinthia Tamayo | FR | Crafton Hills | 36:14.6 | |
| 167 | Alma Guerrero | SO | Desert | 40:37.5 | |
| 168 | Sage Palacios | FR | LA Harbor | 44:20.9 | |
| DNF | Dessire Graciano | FR | Crafton Hills | | |
| DNF | Abigail Yanez | SO | Desert | | |