







# Empire League Prelims

## Fullerton

### Race 5 - Girls Varsity - 3 Mile

9/30/2021 - 4:30pm

### Team Results

Place	Team	Score	Team Time	Runner Avg	Avg Mile	5 Man Gap	Finish Order	Scoring Order
1	 Valencia Placentia (SS)	29	1:43:23	20:41	6:54	1:24	2-5-6-7-9-10-22	2-5-6-7-9-10-22
2	 Pacifica Garden Grove (SS)	51	1:47:30	21:30	7:10	1:44	3-8-11-12-17-20-28	3-8-11-12-17-20-28
3	 Kennedy (John F.) (SS)	65	1:47:43	21:33	7:11	4:39	1-4-14-19-27-31	1-4-14-19-27-31
4	 Tustin (SS)	117	1:55:22	23:05	7:42	2:04	15-23-24-25-30	15-23-24-25-30
5	 Cypress (SS)	128	1:58:45	23:45	7:55	3:38	18-21-26-29-34-35	18-21-26-29-34-35
6	 Crean Lutheran (SS)	130	2:01:34	24:19	8:07	5:26	13-16-32-33-36-37	13-16-32-33-36-37

# Race 5 - Girls Varsity - 3 Mile

9/30/2021 - 4:30pm

## Individual Results

Place	Name	Grade	Team	Time	Points
1	Brenda Daza	12	Kennedy (John F.) (SS)	19:04.0	1
2	JOSEPHINE HUANG	11	Valencia Placentia (SS)	19:58.6	2
3	Lupe Mata	11	Pacifica Garden Grove (SS)	20:26.3	3
4	Malia Dahl	12	Kennedy (John F.) (SS)	20:36.0	4
5	Faith Ayala	12	Valencia Placentia (SS)	20:39.2	5
6	Cora Winger	10	Valencia Placentia (SS)	20:40.2	6
7	Jubilee Cisneros	10	Valencia Placentia (SS)	20:42.5	7
8	Abigail Delight	10	Pacifica Garden Grove (SS)	21:17.1	8
9	Emily Kim	12	Valencia Placentia (SS)	21:22.3	9
10	Eujin Kim	10	Valencia Placentia (SS)	21:31.5	10
11	Lucy Hendriks	10	Pacifica Garden Grove (SS)	21:46.7	11
12	Courtney Melancon	10	Pacifica Garden Grove (SS)	21:49.1	12
13	Addison Bremmer	11	Crean Lutheran (SS)	21:57.8	13
14	Ciara Callanan	11	Kennedy (John F.) (SS)	21:59.7	14
15	Kerenn Flores	9	Tustin (SS)	22:01.4	15
16	Ava Booy	10	Crean Lutheran (SS)	22:09.0	16
17	Cadence Koenke	11	Pacifica Garden Grove (SS)	22:10.1	17
18	Evonne Lam	10	Cypress (SS)	22:19.5	18
19	Taryn Nguyen	12	Kennedy (John F.) (SS)	22:20.5	19
20	Riley Clausi	10	Pacifica Garden Grove (SS)	22:25.9	20
21	Ferian Wang	10	Cypress (SS)	22:46.7	21
22	Tiana Phan	12	Valencia Placentia (SS)	22:48.9	22
23	Noelle Han	10	Tustin (SS)	22:52.1	23
24	Venezia Luna	11	Tustin (SS)	23:03.7	24
25	Miliana Garcia	12	Tustin (SS)	23:19.0	25
26	Isabel Ballon	10	Cypress (SS)	23:42.4	26

Place	Name	Grade	Team	Time	Points
27	Saumya Mehru	9	Kennedy (John F.) (SS)	23:42.4	27
28	Jocelyn Corona	11	Pacifica Garden Grove (SS)	23:55.2	28
29	Alexis Higa	11	Cypress (SS)	23:58.4	29
30	Abbie Haas	12	Tustin (SS)	24:05.4	30
31	Leah Garcia	9	Kennedy (John F.) (SS)	24:08.9	31
32	Grace McGuff	10	Crean Lutheran (SS)	24:52.4	32
33	Caroline Hoppe	10	Crean Lutheran (SS)	25:11.2	33
34	Kiera Groen	10	Cypress (SS)	25:57.4	34
35	Arlen Diaz	10	Cypress (SS)	26:12.0	35
36	Claire Upperman	10	Crean Lutheran (SS)	27:22.9	36
37	Samantha Angle	9	Crean Lutheran (SS)	27:32.4	37