







Empire League Prelims

Fullerton

Race 3 - Girls Frosh/Soph - 3 Mile

9/30/2021 - 3:30pm

Team Results

Place	Team	Score	Team Time	Runner Avg	Avg Mile	5 Man Gap	Finish Order	Scoring Order
1	 Valencia Placentia (SS)	15	1:54:38	22:56	7:39	0:34	1-2-3-4-5-6-7	1-2-3-4-5-6-7
2	 Pacifica Garden Grove (SS)	63	2:11:45	26:21	8:47	2:25	10-11-13-18-21-25-27	9-10-12-15-17-20-22
3	 Cypress (SS)	86	2:18:13	27:39	9:13	4:38	9-17-22-26-30-39-44	8-14-18-21-25-31-33
4	 Tustin (SS)	98	2:20:51	28:11	9:24	4:28	14-19-23-28-33-37-42	13-16-19-23-27-29-32
5	 Kennedy (John F.) (SS)	119	2:28:38	29:44	9:55	5:32	12-29-32-36-38-49	11-24-26-28-30-34
DNP	 Crean Lutheran (SS)		1:02:04	31:02	10:21		34-40	2 Runners

Race 3 - Girls Frosh/Soph - 3 Mile

9/30/2021 - 3:30pm

Individual Results

Place	Name	Grade	Team	Time	Points
1	Brynn Jones	9	Valencia Placentia (SS)	22:35.9	1
2	Jordan Baughman	9	Valencia Placentia (SS)	22:53.4	2
3	Elaine Nguyen	10	Valencia Placentia (SS)	22:55.8	3
4	Sienna Gomez	10	Valencia Placentia (SS)	23:03.1	4
5	Mia Nair	9	Valencia Placentia (SS)	23:09.5	5
6	Sharon Chacko	10	Valencia Placentia (SS)	23:35.7	6
7	Kaylee Go	10	Valencia Placentia (SS)	24:30.5	7
8	Urichryse Aguilus	10	Valencia Placentia (SS)	24:31.9	
9	Klara Jones	9	Cypress (SS)	25:20.1	8
10	Mia Wong	10	Pacifica Garden Grove (SS)	25:31.6	9
11	Abigail Ryan	9	Pacifica Garden Grove (SS)	25:44.2	10
12	Chantel Ruffin	9	Kennedy (John F.) (SS)	25:49.8	11
13	Alyssa Bacilio	10	Pacifica Garden Grove (SS)	25:57.3	12
14	Sheyla Coronado	9	Tustin (SS)	25:57.7	13
15	Melissa Toscano	10	Valencia Placentia (SS)	26:09.6	
16	Sophie Ikeda	9	Valencia Placentia (SS)	26:10.7	
17	Stephanie Payne	9	Cypress (SS)	26:23.9	14
18	Baylee Pulka	9	Pacifica Garden Grove (SS)	26:35.5	15
19	Valeria Hernandez	10	Tustin (SS)	27:12.0	16
20	Siena Perez	10	Valencia Placentia (SS)	27:17.9	
21	Sophia Gonzalez	10	Pacifica Garden Grove (SS)	27:56.4	17
22	Arshia Aggarwal	9	Cypress (SS)	28:01.8	18
23	April Altamirano	10	Tustin (SS)	28:04.6	19
24	Mahi Patel	10	Valencia Placentia (SS)	28:24.0	
25	Audrey Lara-Robledo	9	Pacifica Garden Grove (SS)	28:24.1	20

Place	Name	Grade	Team	Time	Points
26	Erin Baek	9	Cypress (SS)	28:28.7	21
27	Quinn Gomez	9	Pacifica Garden Grove (SS)	28:50.2	22
28	Bianca Gayosso	9	Tustin (SS)	29:11.0	23
29	Aimen Lone	9	Kennedy (John F.) (SS)	29:55.8	24
30	Jung Hyun Yoon	10	Cypress (SS)	29:58.0	25
31	Ashley Sedgwick	10	Pacifica Garden Grove (SS)	29:59.9	
32	Sophia Fung	10	Kennedy (John F.) (SS)	30:18.9	26
33	Olivia Chacon	9	Tustin (SS)	30:25.4	27
34	Joanne Kim	9	Crean Lutheran (SS)	30:25.4	
35	Hannah Kim	9	Valencia Placentia (SS)	30:38.2	
36	Samantha De Anda	9	Kennedy (John F.) (SS)	31:11.5	28
37	Vianney Venegas	10	Tustin (SS)	31:18.6	29
38	Cortney Watkins	9	Kennedy (John F.) (SS)	31:21.5	30
39	Ariana Gallardo	10	Cypress (SS)	31:25.0	31
40	Elayna McKinney	9	Crean Lutheran (SS)	31:38.6	
41	Leslie Pluma	9	Valencia Placentia (SS)	31:47.8	
42	Kaitlyn Pineda	10	Tustin (SS)	32:16.6	32
43	Leigh Ortiz-Luis	9	Valencia Placentia (SS)	32:48.7	
44	Isabella Choi	10	Cypress (SS)	32:58.7	33
45	Trina Moh	9	Cypress (SS)	33:00.2	
46	Alexis Chavez	11	Cypress (SS)	33:05.8	
47	Darla Soto	9	Cypress (SS)	33:06.8	
48	Meredith Zamora	9	Tustin (SS)	33:32.9	
49	Emily Nguyen	9	Kennedy (John F.) (SS)	34:40.6	34