








Century League Preview

Yorba Regional Park

Race 1 - Girls JV - 3 Mile

9/21/2022 - 3:00pm

Team Results - Overall

Place	Team	Score	Team Time	Runner Avg	Avg Mile	5 Man Gap	Finish Order	Scoring Order
DNP	 Canyon - Anaheim Hills (SS)		1:27:17	21:50	7:17		1-2-3-8	4 Runners
DNP	 Brea Olinda (SS)		1:40:35	25:09	8:23		7-10-12-17	4 Runners
DNP	 Esperanza (SS)		1:52:23	28:06	9:22		4-13-16-20	4 Runners
DNP	 Foothill - Santa Ana (SS)		1:15:34	25:12	8:24		6-14-15	3 Runners
DNP	 Yorba Linda (SS)		46:17	23:09	7:43		5-11	2 Runners
DNP	 El Modena (SS)		1:03:03	31:32	10:31		18-19	2 Runners
DNP	 Villa Park (SS)		24:12	24:12	8:04		9	1 Runner

Race 1 - Girls JV - 3 Mile

9/21/2022 - 3:00pm




Individual Results - Overall

Place	Name	Grade	Team	Time	Points
1	Supreya Saxena	12	Canyon - Anaheim Hills (SS)	20:54.8	
2	Claire Kim	11	Canyon - Anaheim Hills (SS)	21:20.8	
3	Hannah Horton	11	Canyon - Anaheim Hills (SS)	21:21.6	
4	Meghan Paik	11	Esperanza (SS)	21:23.6	
5	MaKenna Farley	11	Yorba Linda (SS)	21:24.3	
6	Angie Zelaya	12	Foothill - Santa Ana (SS)	23:04.2	
7	Kahlai Cruser	12	Brea Olinda (SS)	23:30.9	
8	Cierra Lantello	11	Canyon - Anaheim Hills (SS)	23:39.8	
9	Rachel Sirbu	12	Villa Park (SS)	24:11.1	
10	Amelia Allred	9	Brea Olinda (SS)	24:17.7	
11	Kate Tachikawa	11	Yorba Linda (SS)	24:52.7	
12	Charisma Schaffer	10	Brea Olinda (SS)	24:58.5	
13	Morgan Marsh	11	Esperanza (SS)	25:52.7	
14	Lindsey Feher	12	Foothill - Santa Ana (SS)	25:55.0	
15	Melody Chavez	12	Foothill - Santa Ana (SS)	26:34.5	
16	Kiya Danilo	12	Esperanza (SS)	26:50.8	
17	Chloe Cervantes	12	Brea Olinda (SS)	27:47.1	
18	Alejandra Bustos	11	El Modena (SS)	30:56.3	
19	Samantha Perdomo	12	El Modena (SS)	32:05.9	
20	Victoria Loza	11	Esperanza (SS)	38:15.1	

Race 1 - Girls JV - 3 Mile

9/21/2022 - 3:00pm

Team Results - Crestview

Place	Team	Score	Team Time	Runner Avg	Avg Mile	5 Man Gap	Finish Order	Scoring Order
DNP	 Canyon - Anaheim Hills (SS)		1:27:17	21:50	7:17		1-2-3-7	4 Runners
DNP	 Brea Olinda (SS)		1:40:35	25:09	8:23		6-8-9-14	4 Runners
DNP	 Esperanza (SS)		1:52:23	28:06	9:22		4-10-13-15	4 Runners
DNP	 Foothill - Santa Ana (SS)		1:15:34	25:12	8:24		5-11-12	3 Runners

Race 1 - Girls JV - 3 Mile

9/21/2022 - 3:00pm




Individual Results - Crestview

Place	Name	Grade	Team	Time	Points
1 (1)	Supreya Saxena	12	Canyon - Anaheim Hills (SS)	20:54.8	
2 (2)	Claire Kim	11	Canyon - Anaheim Hills (SS)	21:20.8	
3 (3)	Hannah Horton	11	Canyon - Anaheim Hills (SS)	21:21.6	
4 (4)	Meghan Paik	11	Esperanza (SS)	21:23.6	
5 (6)	Angie Zelaya	12	Foothill - Santa Ana (SS)	23:04.2	
6 (7)	Kahlai Cruser	12	Brea Olinda (SS)	23:30.9	
7 (8)	Cierra Lantello	11	Canyon - Anaheim Hills (SS)	23:39.8	
8 (10)	Amelia Allred	9	Brea Olinda (SS)	24:17.7	
9 (12)	Charisma Schaffer	10	Brea Olinda (SS)	24:58.5	
10 (13)	Morgan Marsh	11	Esperanza (SS)	25:52.7	
11 (14)	Lindsey Feher	12	Foothill - Santa Ana (SS)	25:55.0	
12 (15)	Melody Chavez	12	Foothill - Santa Ana (SS)	26:34.5	
13 (16)	Kiya Danilo	12	Esperanza (SS)	26:50.8	
14 (17)	Chloe Cervantes	12	Brea Olinda (SS)	27:47.1	
15 (20)	Victoria Loza	11	Esperanza (SS)	38:15.1	

Race 1 - Girls JV - 3 Mile

9/21/2022 - 3:00pm

Team Results - North Hills

Place	Team	Score	Team Time	Runner Avg	Avg Mile	5 Man Gap	Finish Order	Scoring Order
DNP	 Yorba Linda (SS)		46:17	23:09	7:43		1-3	2 Runners
DNP	 El Modena (SS)		1:03:03	31:32	10:31		4-5	2 Runners
DNP	 Villa Park (SS)		24:12	24:12	8:04		2	1 Runner

Race 1 - Girls JV - 3 Mile

9/21/2022 - 3:00pm

Individual Results - North Hills

Place	Name	Grade	Team	Time	Points
1 (5)	MaKenna Farley	11	Yorba Linda (SS)	21:24.3	
2 (9)	Rachel Sirbu	12	Villa Park (SS)	24:11.1	
3 (11)	Kate Tachikawa	11	Yorba Linda (SS)	24:52.7	
4 (18)	Alejandra Bustos	11	El Modena (SS)	30:56.3	
5 (19)	Samantha Perdomo	12	El Modena (SS)	32:05.9	